

### Investment Objective

This Fund is actively managed and its investment objective is to achieve capital appreciation in the long term.

### Investor Profile

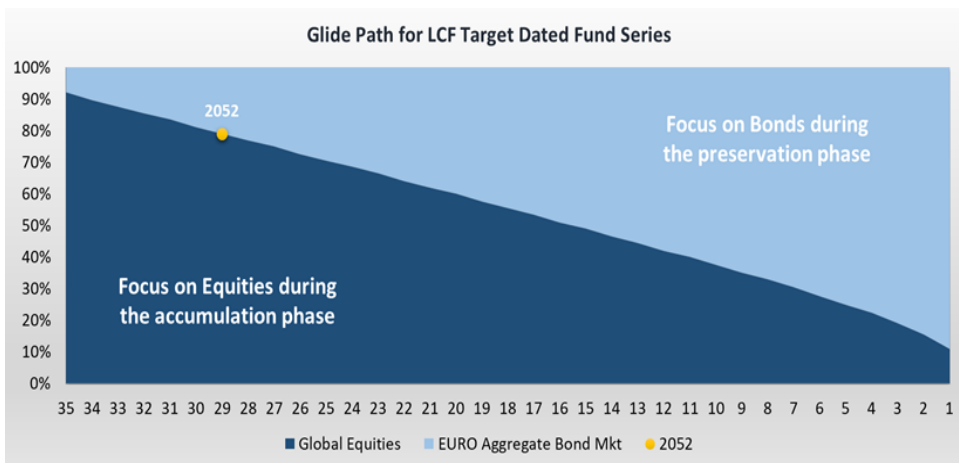
The risk and reward category for this Fund is not guaranteed to remain unchanged, and may shift over time. This Fund may not be appropriate for investors who plan to withdraw their money before the maturity of its investment strategy.

### Funds Facts

<b>Structure</b>	UCITS V Luxembourg
<b>Total NAV Size</b>	203.830,20 €
<b>Liquidity</b>	Daily
<b>Management Co</b>	Eurobank FMC-LUX
<b>Investment Manager</b>	Eurobank Asset Management M.F.M.C.
<b>Custodian/Administrator</b>	Eurobank Private Bank Luxembourg S.A.
<b>Auditor</b>	KPMG

The Fund has a clearly defined target investment date: 31 December 2052 (the "Target Date") which sets the time-frame within which the investment strategy of the fund will unfold along the general guidelines described hereafter:

The Fund adopts a moderately high risk profile at the start of the Investment period when the Target Date is still relatively distant. Subsequently and progressively, the Fund will be increasing its allocation to assets that have a lower risk as the Target Date approaches. On Target Date, the Fund is expected to be invested mainly in debt instruments and/or cash investments.



The Fund invests primarily in UCITS and/or UCI which invest in debt securities, equities, money market instruments, time deposits, cash, as well as in financial derivative instruments including Exchange Traded Funds (ETF). When the investment in UCITS and/or UCI is not considered appropriate, the Fund may be invested directly in underlying targeted assets. Emphasis is placed on international diversification of investments.

The Directors will decide before the Target Date, whether the Fund will be liquidated or contributed to another Fund or to another UCITS of the Management Company to the best interest of shareholders.

Share Classes	Eurobank I	Group Pension
Currency	EUR	EUR
Inception date	13/11/2017	29/9/2017
Assets (class currency)	145.620,58 €	58.209,62 €
NAV	1,4561	1,4178
ISIN code	LU1668837500	LU1668837682
Bloomberg ticker	LFEU52I LX	LFEU52G LX
Risk Class	3	3
MorningStar Rating	4-star	-
Entry fee	Up to 2,00%	Up to 2,00%
Redemption fee	Up to 0,50%	Up to 0,50%
Conversion fee	Difference between entry fees	
Redemption scheme	T+4	T+4

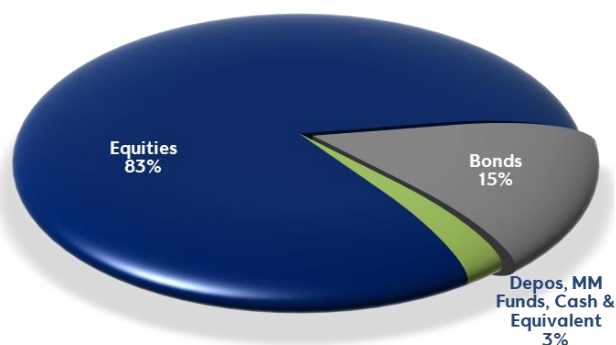
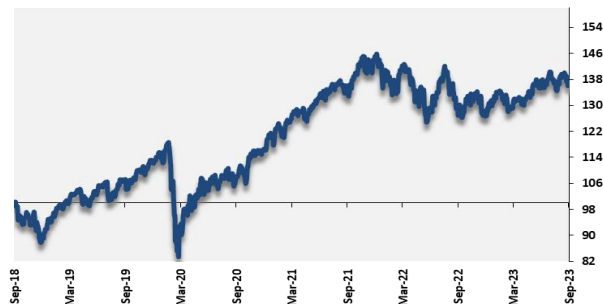
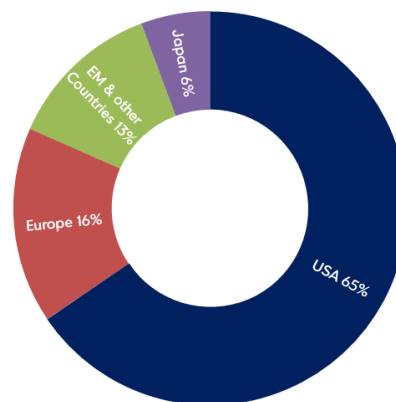
© 2023 Morningstar UK. All Rights Reserved. Morningstar Ratings as of 29/9/2023. The information contained herein: (1) is property to Morningstar, (2) may not be copied (save (i) as incidentally necessary in the course of viewing it on-line, and (ii) in the course of printing off single copies of web pages on which it appears for the personal non-commercial use of those authorised to view it on-line), adapted or distributed; and (3) is not warranted to be accurate, complete or timely. This Morningstar - sourced information is provided to you by Eurobank Ergasias and is at your own risk. You agree that Morningstar is not responsible for any damages or losses arising from any use of this information and that the information must not be relied upon by you the user. Eurobank Ergasias SA informs you as follows: (i) no investment decision should be made in relation to any of the information provided other than on the advice of a professional financial advisor; (ii) past performance is no guarantee of future results, and (iii) the value and income derived from investments can go down as well as up.

**Cumulative Returns per share class**

Share Classes	YTD	1 Y	3 Y	5 Y
<b>Eurobank I</b>	7,78%	7,67%	27,07%	36,63%
<b>Group Pension</b>	7,34%	7,08%	25,02%	33,08%

**Annual Returns per share class**

Share Classes	2022	2021	2020	2019	2018
<b>Eurobank I</b>	-12,52%	24,27%	4,02%	25,06%	-5,86%
<b>Group Pension</b>	-13,00%	23,59%	3,46%	24,37%	-5,86%

**Asset Allocation**

**Price Evolution**

**Equity Portfolio – Geographical Allocation**

**Fixed Income – Geographical Allocation**

Government Bonds & Quasi Govies	10,6%
Corporate & HY	4,3%

**Risk Statistics**

<b>Standard Deviation</b>	11,20%
<b>VaR</b>	7,55%

Standard Deviation calculations have been performed using a data sample of the last 12 month. The VaR analysis is based on the Historical Simulation method using the 99th percentile as confidence interval and historical data of the last 12 months. The VaR level refers to the one month VaR.

**10 Major holdings**

DBX MSCI WORLD (DR) 1C	12,44%
ISHARES MSCI ACWI (ETF)	12,44%
VANGUARD FTSE ALL WORLD UCITS (ETF)	12,42%
SPDR ACWI (ETF)	12,40%
HSBC MSCI WORLD UCITS (ETF)	11,62%
LYX ETF MSCI WORLD	11,58%
SPDR EURO AGGREGATE	4,49%
ISHARES B EURO AGG BOND	4,49%
VANGUARD FTSE ALL W HDY UCITS (ETF)	4,14%
SPDR EURO GOVERNMENT ETF	4,11%

(LF) Funds of Funds portfolios breakdown is based on individual Third Parties Funds analysis provided by external sources which Eurobank Asset Management MFMC is not able to confirm and/or reproduce.

**Contact**

Eurobank Asset Management M.F.M.C./10 Stadiou Str, Athens, 10564, Tel: +30 210 33 52 800, Fax: +30 210 33 52 890  
 Email : [am@eurobank.gr](mailto:am@eurobank.gr) Website : [www.eurobankam.gr](http://www.eurobankam.gr) [www.eurobank.gr](http://www.eurobank.gr)

This is a marketing material. Please refer to the prospectus of the fund and key information document before making any final investment decision.