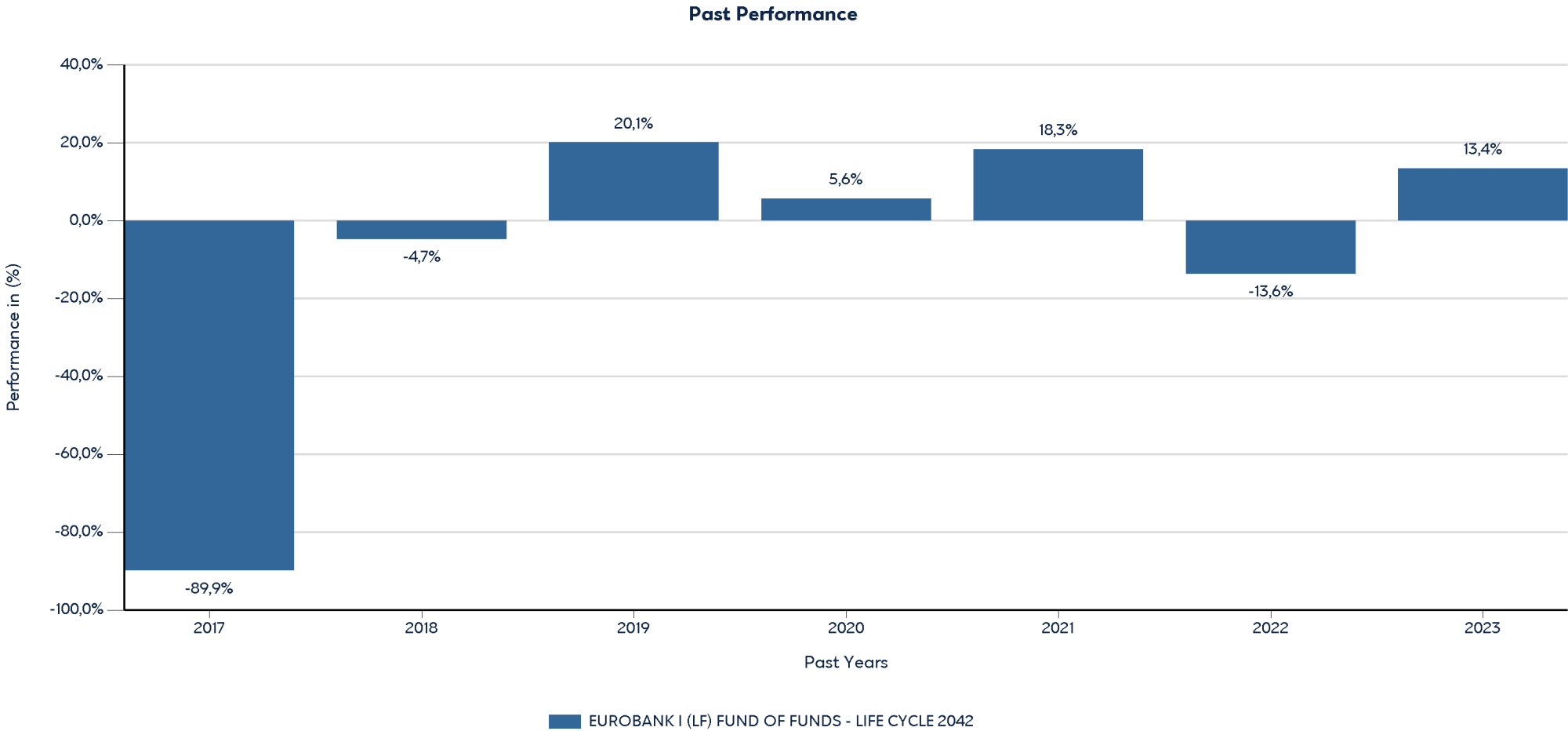


Product  
EUROBANK I (LF) FUND OF FUNDS - LIFE CYCLE 2042  
ISIN: LU1668836957

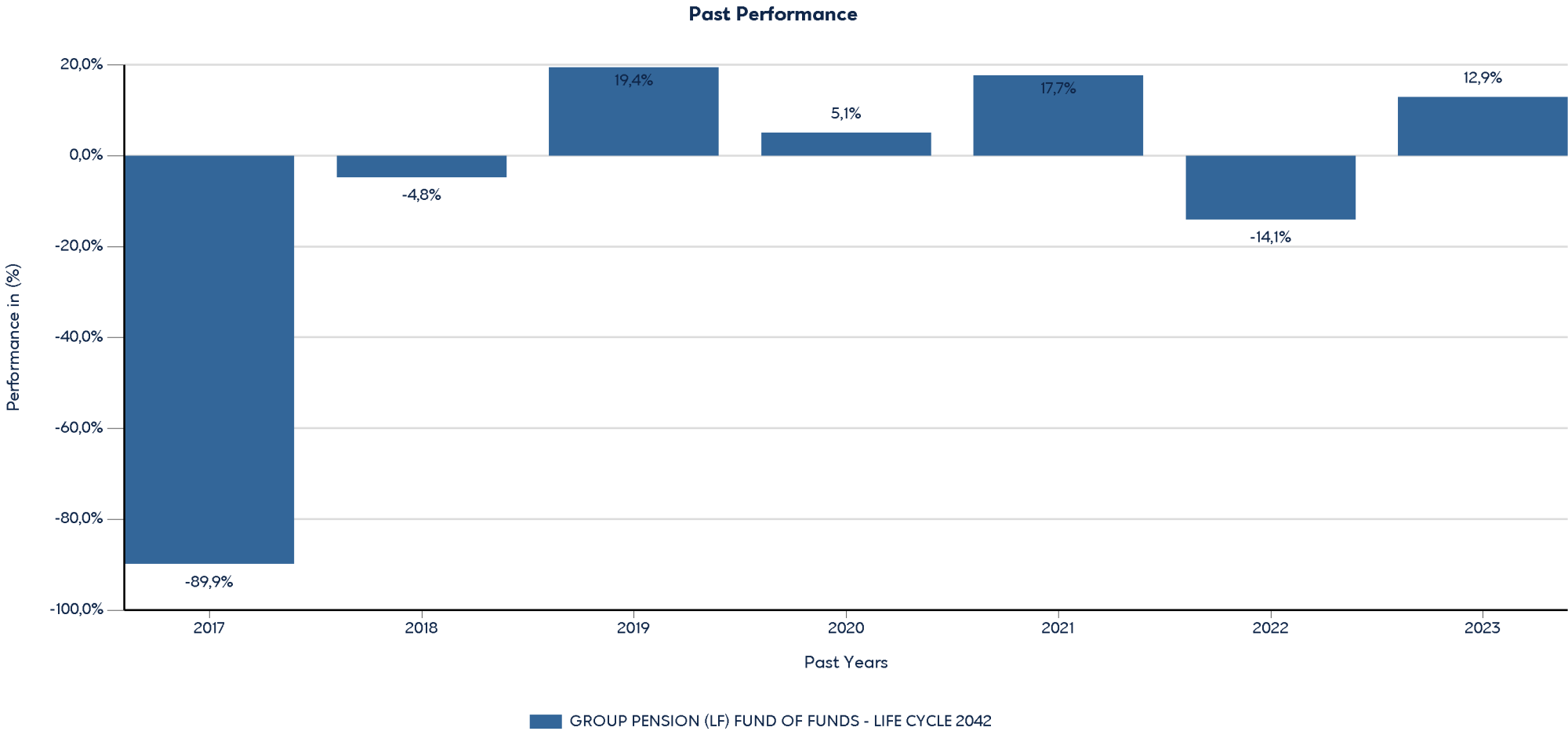
Past performance is not a reliable indicator of future performance. Markets could develop very differently in the future.  
This chart shows the fund's performance as the percentage loss or gain per year over the last 7 years. It can help you to assess how the fund has been managed in the past.



- Performance is shown after deduction of ongoing charges. Any entry and exit charges are excluded from the calculation.
- The chart shows the Investment Product's annual performance in EUR for each calendar year over the period 2016-2022. This Investment Product was launched in 13/11/2017.
- Further information about this fund are available on the web site [www.eurobankam.gr](http://www.eurobankam.gr).

Product  
GROUP PENSION (LF) FUND OF FUNDS - LIFE CYCLE 2042  
ISIN: LU1668837096

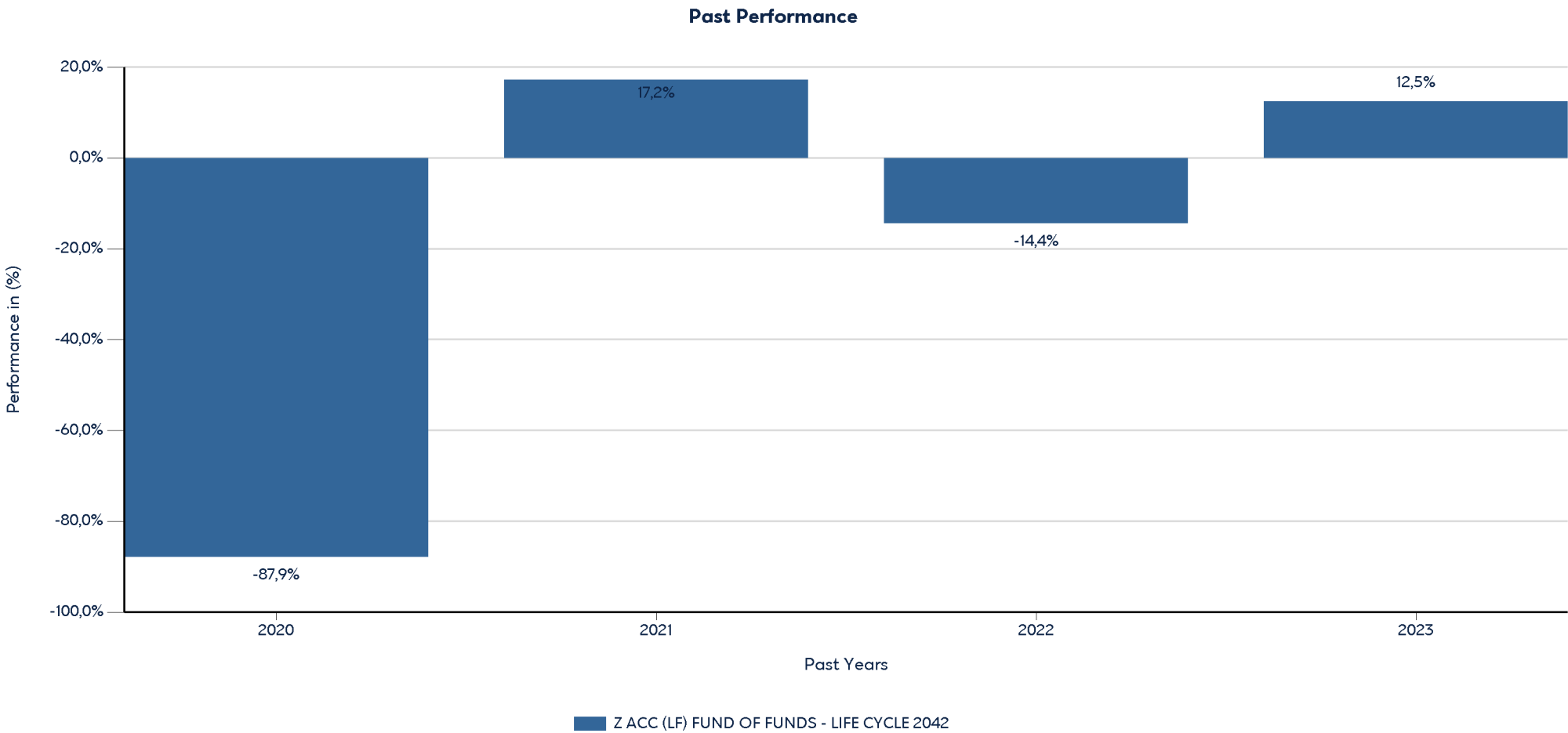
Past performance is not a reliable indicator of future performance. Markets could develop very differently in the future.  
This chart shows the fund's performance as the percentage loss or gain per year over the last 7 years. It can help you to assess how the fund has been managed in the past.



- Performance is shown after deduction of ongoing charges. Any entry and exit charges are excluded from the calculation.
- The chart shows the Investment Product's annual performance in EUR for each calendar year over the period 2016-2022. This Investment Product was launched in 29/9/2017.
- Further information about this fund are available on the web site [www.eurobankam.gr](http://www.eurobankam.gr).

Product  
Z ACC (LF) FUND OF FUNDS - LIFE CYCLE 2042  
ISIN: LU1827030443

Past performance is not a reliable indicator of future performance. Markets could develop very differently in the future.  
This chart shows the fund's performance as the percentage loss or gain per year over the last 4 years. It can help you to assess how the fund has been managed in the past.



- Performance is shown after deduction of ongoing charges. Any entry and exit charges are excluded from the calculation.
- The chart shows the Investment Product's annual performance in EUR for each calendar year over the period 2019-2022. This Investment Product was launched in 15/5/2020.
- Further information about this fund are available on the web site [www.eurobankam.gr](http://www.eurobankam.gr).