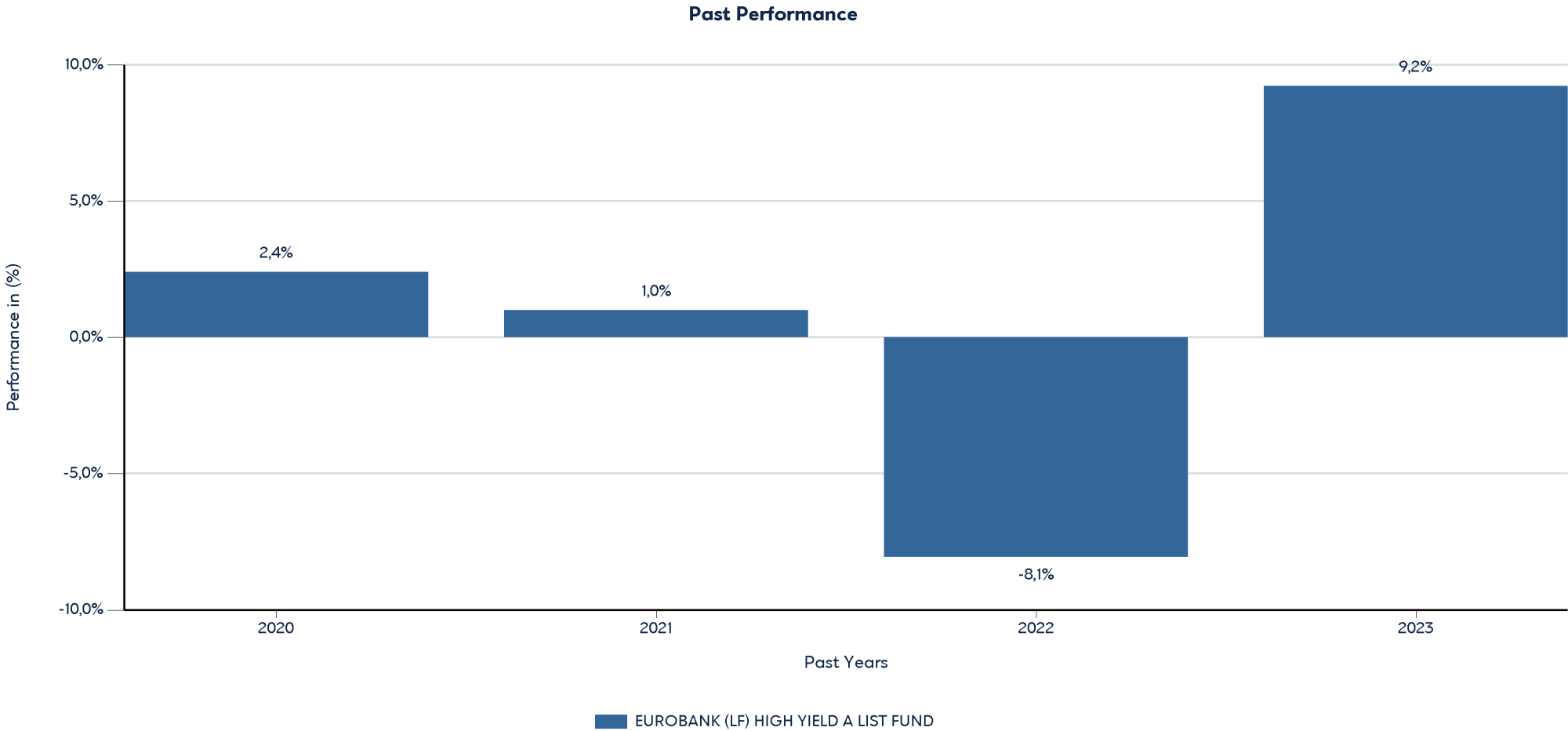


**Product**  
**EUROBANK (LF) HIGH YIELD A LIST FUND**  
**ISIN:** LU2047494005

**Past performance is not a reliable indicator of future performance. Markets could develop very differently in the future.**  
**This chart shows the fund's performance as the percentage loss or gain per year over the last 4 years. It can help you to assess how the fund has been managed in the past.**

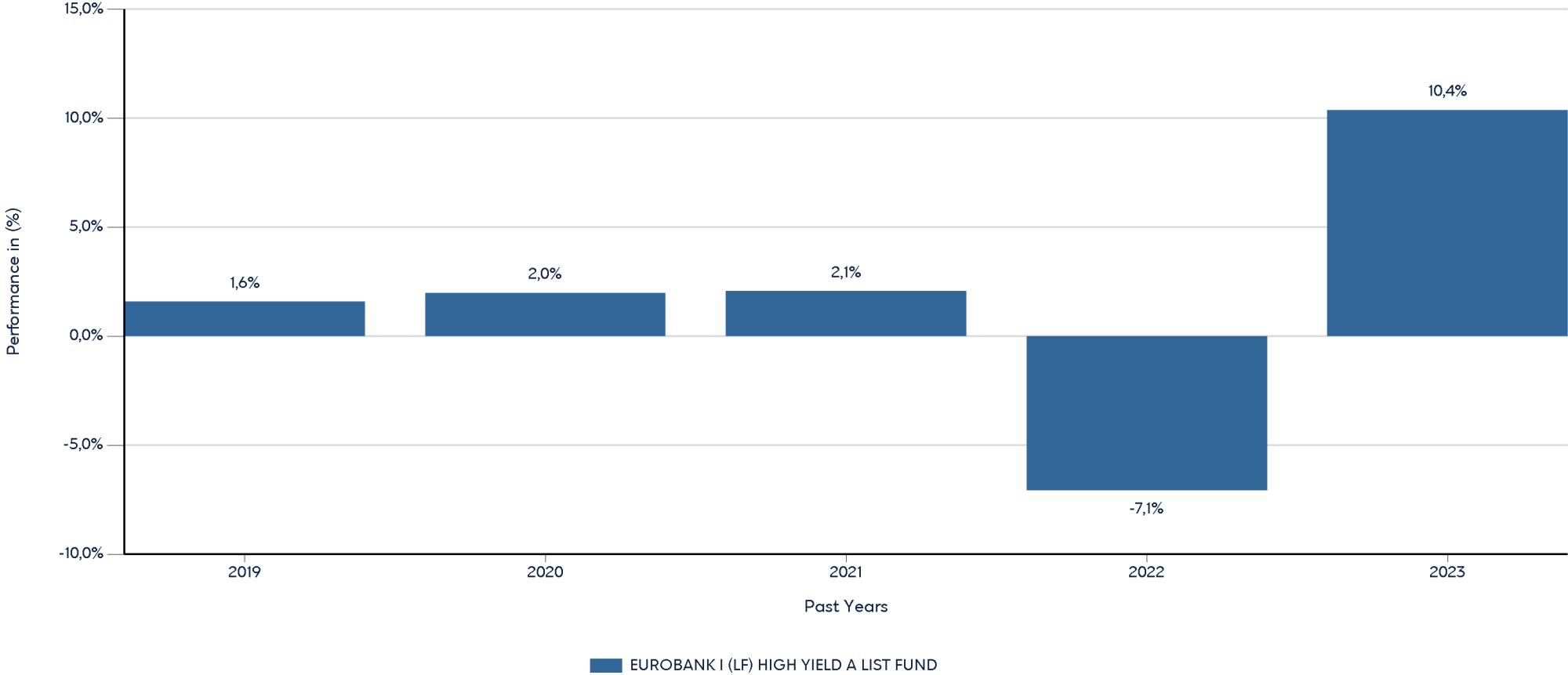


- Performance is shown after deduction of ongoing charges. Any entry and exit charges are excluded from the calculation.
- The chart shows the Investment Product's annual performance in EUR for each calendar year over the period 2019-2022. This Investment Product was launched in 8/1/2020.
- Further information about this fund are available on the web site [www.eurobankam.gr](http://www.eurobankam.gr).

Product  
EUROBANK I (LF) HIGH YIELD A LIST FUND  
ISIN: LU2047494187

Past performance is not a reliable indicator of future performance. Markets could develop very differently in the future.  
This chart shows the fund's performance as the percentage loss or gain per year over the last 5 years. It can help you to assess how the fund has been managed in the past.

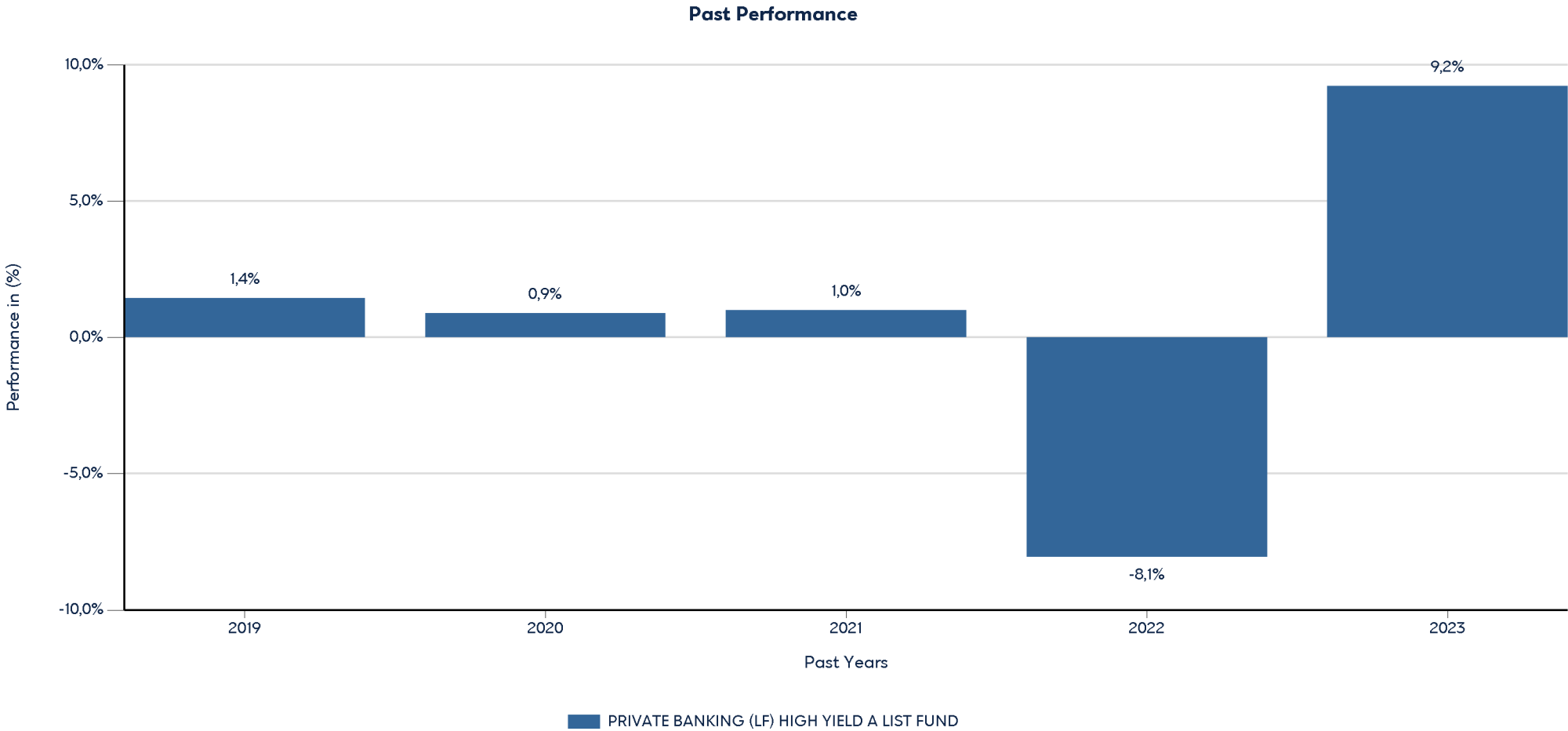
Past Performance



- Performance is shown after deduction of ongoing charges. Any entry and exit charges are excluded from the calculation.
- The chart shows the Investment Product's annual performance in EUR for each calendar year over the period 2018-2022. This Investment Product was launched in 9/10/2019.
- Further information about this fund are available on the web site [www.eurobankam.gr](http://www.eurobankam.gr).

**Product**  
**PRIVATE BANKING (LF) HIGH YIELD A LIST FUND**  
**ISIN:** LU2047494260

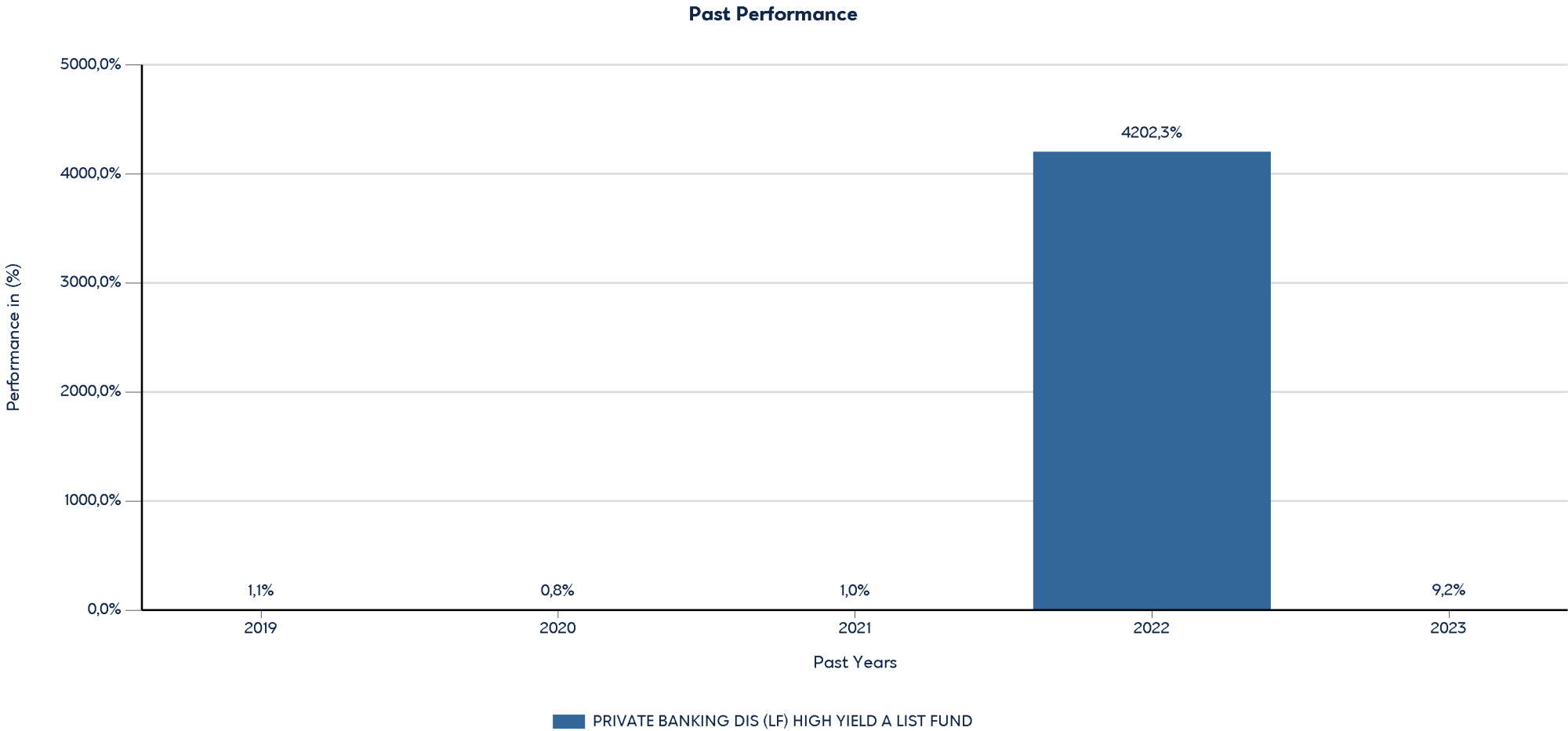
**Past performance is not a reliable indicator of future performance. Markets could develop very differently in the future.**  
**This chart shows the fund's performance as the percentage loss or gain per year over the last 5 years. It can help you to assess how the fund has been managed in the past.**



- Performance is shown after deduction of ongoing charges. Any entry and exit charges are excluded from the calculation.
- The chart shows the Investment Product's annual performance in EUR for each calendar year over the period 2018-2022. This Investment Product was launched in 10/9/2019.
- Further information about this fund are available on the web site [www.eurobankam.gr](http://www.eurobankam.gr).

Product  
PRIVATE BANKING DIS (LF) HIGH YIELD A LIST FUND  
ISIN: LU2047494344

Past performance is not a reliable indicator of future performance. Markets could develop very differently in the future.  
This chart shows the fund's performance as the percentage loss or gain per year over the last 5 years. It can help you to assess how the fund has been managed in the past.

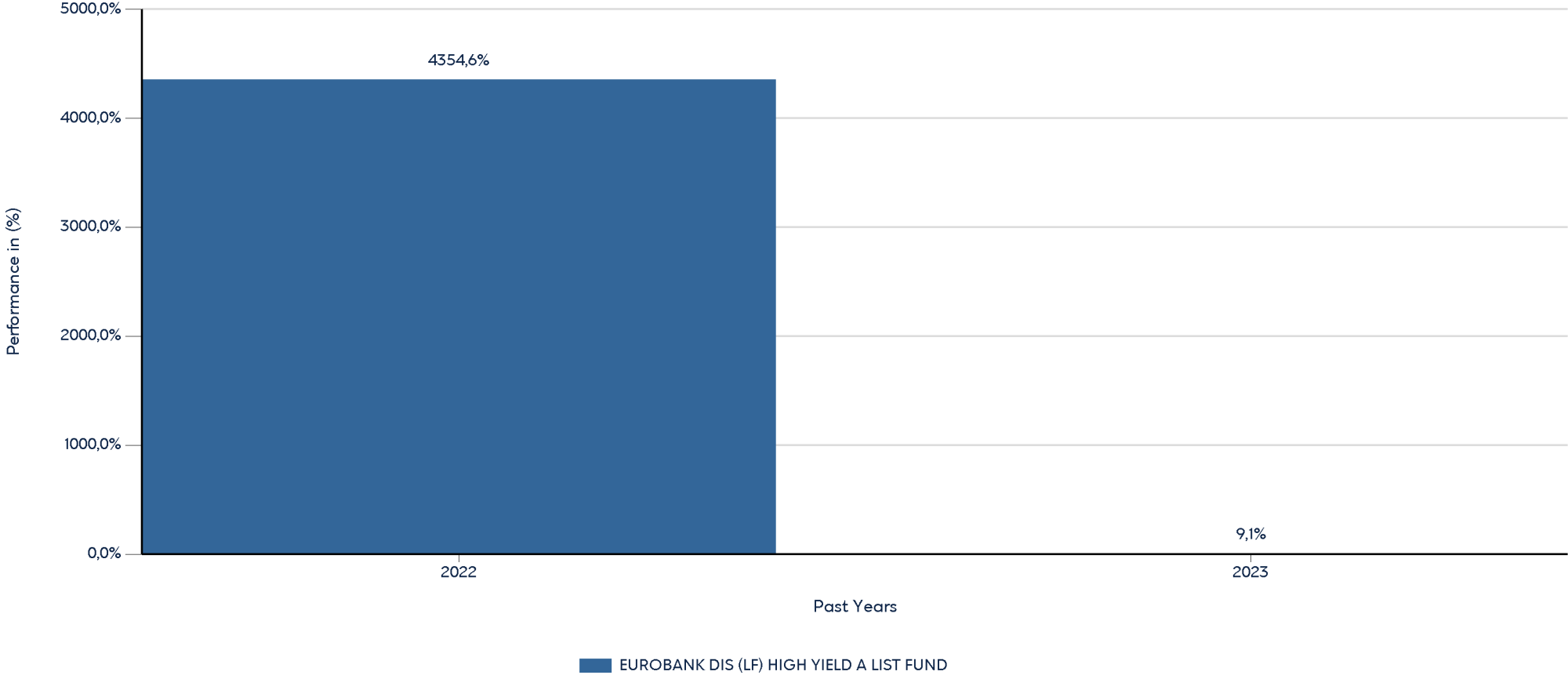


- Performance is shown after deduction of ongoing charges. Any entry and exit charges are excluded from the calculation.
- The chart shows the Investment Product's annual performance in EUR for each calendar year over the period 2018-2022. This Investment Product was launched in 4/11/2019.
- Further information about this fund are available on the web site [www.eurobankam.gr](http://www.eurobankam.gr).

Product  
EUROBANK DIS (LF) HIGH YIELD A LIST FUND  
ISIN: LU2086752735

Past performance is not a reliable indicator of future performance. Markets could develop very differently in the future.  
This chart shows the fund's performance as the percentage loss or gain per year over the last 2 years. It can help you to assess how the fund has been managed in the past.

Past Performance



- Performance is shown after deduction of ongoing charges. Any entry and exit charges are excluded from the calculation.
- The chart shows the Investment Product's annual performance in EUR for each calendar year over the period 2021-2022. This Investment Product was launched in 10/1/2022.
- Further information about this fund are available on the web site [www.eurobankam.gr](http://www.eurobankam.gr).