

LF Target Maturity V Bond Fund

Structure	Domicile	Asset Class	Total NAV	Benchmark
UCITS Mutual Fund	Luxembourg	Bond	€ 249.931.557,23	No Benchmark
Liquidity	Management Company	Investment Manager	Custodian Administrator	Auditor
Daily	Eurobank FMC-LUX	Eurobank Asset Management M.F.M.C.	Eurobank Private Bank Luxembourg S.A.	KPMG

Investment Objective

The Sub-Fund aims to provide a total return from income and capital growth, while seeking to preserve the invested capital of the unitholders who will retain their holdings over the predetermined investment horizon of two (2) years. The Sub-Fund will be fully liquidated by April 1st, 2027.

In order to achieve its objective, the Sub-Fund invests mainly in a diversified portfolio of corporate and government bonds.

The investments made by the Sub-Fund will be taking into consideration its maturity date; It will follow a "buy and hold" approach and any fixed income securities, bonds, notes that mature in the (six) 6 months prior to the maturity date may be invested in money market instruments, or ancillary liquid assets in order to safeguard the interests of unitholders towards the maturity date.

The total return at the maturity of the Sub-Fund is estimated to be within a range of 3.40% to 4.00% (*). The estimated total return may be adjusted during the subscription period due to market conditions.

(*). Assuming there are no negative developments in the bond market, such as a credit event with default on the obligations of bond issuers and portfolio securities.

Investor Profile

The Sub-Fund has a medium risk profile and is addressed to investors who seek to achieve capital gains through investing mainly in bonds, who are willing to accept the risks associated with their investment, and who are prepared to remain invested until the Maturity Date.

Portfolio Strategy

The sub-fund has completed its investment process in accordance with its mandate and the limitations set out in the prospectus. Its portfolio is well diversified and consists primarily of investment-grade corporate notes, with a focus on the financial sector. Additionally, the portfolio includes a smaller allocation to government bonds.

Share Class	Eurobank	Private Banking
Currency	EUR	EUR
Inception Date	20/1/2025	20/1/2025
NAV (class currency)	249.792.515,18	139.042,05
Assets (class currency)	10,2466	12,7234
ISIN code	LU2970168816	LU2970168907
Bloomberg Code	LFTMBFV LX	LFTMPBV LX
Entry fee	0,10%	0%
Redemption fee	2%	0%
Conversion fee	No	No
Redemption scheme		T+3

Additional costs apply to the investment and may influence the overall return, further information is available in the prospectus

**UCITS DO NOT HAVE A GUARANTEED RETURN AND PREVIOUS PERFORMANCE DOES NOT GUARANTEE FUTURE RETURNS
PLEASE REFER TO THE PROSPECTUS AND KEY INFORMATION DOCUMENT BEFORE MAKING ANY FINAL INVESTMENT DECISION**

Cumulative Returns per Share Class

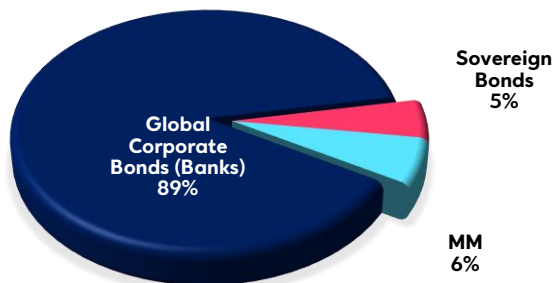
Share Class	YtD	1 Year	3 Year	5 Year
Eurobank	2,47%	2,47%	-	-
Private Banking	2,15%	2,15%	-	-

Annual Returns per Share Class

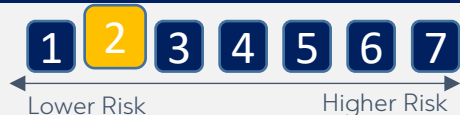
Share Class	2025
Eurobank*	2,47%
Private Banking*	2,15%

*Since Inception date: 20/1/2025

Asset Allocation



Risk Indicator



The risk indicator assumes you keep the investment for 2 years.

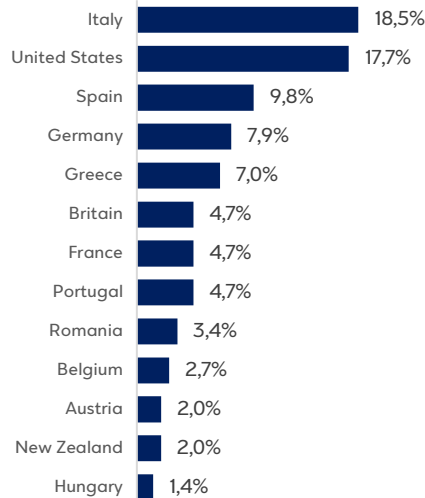
* Risk indicator refers to Eurobank Share Class.

The risk indicator provides guidance on the level of risk associated with the specific product compared to others. It indicates the likelihood of the product suffering financial loss. A lower risk indicator suggests more stable, less volatile investments. Please note that this product offers no protection against future market performance, which means that you may lose part or all of your investment.

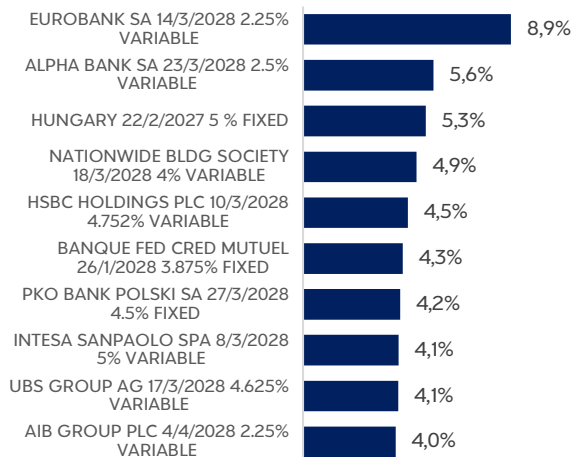
Not all risks affecting the Sub-Fund are adequately captured by the summary risk indicator.

This rating does not take into account other risk factors which should be considered before investing, these includes: credit risk and counterparty risk. Please refer the "Risk factors" section of the prospectus of the Fund.

Geographical Breakdown



10 Major Holdings



Risk Statistics

Standard Deviation: 0,69%

Standard deviation has been calculated using a data sample from the past 12 months. The VaR analysis employs the Historical Simulation method, using the 99th percentile as the confidence interval and historical data from the same 12-month period. The reported VaR level corresponds to a one-month VaR.

LF Target Maturity V Bond Fund**Complementary Information**

The Sub-Fund is classified under Article 6 of Regulation (EU) 2019/2088 (SFDR). It does not promote environmental or social characteristics and does not have sustainable investment as its objective.

This material is provided for informational purposes only and does not constitute investment advice, an offer to purchase, or a solicitation to sell the product. Potential investors are advised to thoroughly review the latest prospectus and Key Information Document (KID) and consult the most recent financial reports before subscribing to this financial instrument, in particular the risk, costs and ESG sections. These documents are available in both Greek and English in the Mutual Funds section of the website www.eurobankam.gr.

In accordance with the conditions laid down in the Article 93a of Directive 2009/65/EC, the management company Eurobank FMC-LUX may decide to terminate the arrangements made for the marketing of its collective investment undertakings in a EU Member State.

A summary of investor rights is available in the form of the Voting Right Policy, accessible in the Legal section of the website <https://eurobankfmc.lu>.

Glossary

Standard deviation: is the standard statistical measure for total volatility (risk). It measures how much returns fluctuate from the average over a certain period. Comparing different funds Products, higher Standard Deviation means the investment is riskier, as returns may vary significantly from the expected average.

Value at Risk percentage (VaR %): quantifies the maximum expected loss of a portfolio over a specified time period at a defined level of statistical confidence. For example, a monthly 99% VaR of 2% means that there is a 99% probability that the fund will not lose more than 2% of its value in any given month. (The 1% represents the chance that the loss will exceed 2%.)

Yield To Maturity (YTM): Represents the total return an investor can expect to earn if a bond is purchased at its current market price and held until maturity. It is the internal rate of return (IRR) that equates a bond's future cash flows to its current market price.

Duration: Is a measure of a bond's sensitivity to changes in interest rates. It represents the weighted average time, in years, required to receive the bond's cash flows. The higher the duration, the more sensitive the bond is to interest rate fluctuations.

Ancillary liquid assets: are secondary liquid assets that are held by an investment fund, such as a UCITS fund, for specific purposes, such as covering operational expenses or facilitating reinvestment.

Buy and hold strategy: means the fund mainly buys bonds and keeps them until they mature, rather than trading them frequently. The fund is designed for investors who are willing to stay invested for the full investment period.

Contacts

EUROBANK S.A.

Tel: +030 210 9555000

Websites : www.eurobankfmc.lu www.eurobank.gr www.eurobankam.gr

**UCITS DO NOT HAVE A GUARANTEED RETURN AND PREVIOUS PERFORMANCE DOES NOT GUARANTEE FUTURE RETURNS
PLEASE REFER TO THE PROSPECTUS AND KEY INFORMATION DOCUMENT BEFORE MAKING ANY FINAL INVESTMENT DECISION**