

LF Target Maturity IV Bond Fund

Structure	Domicile	Asset Class	Total NAV	Benchmark
UCITS Mutual Fund	Luxembourg	Bond	€ 199.370.422,64	No Benchmark
Liquidity	Management Company	Investment Manager	Custodian Administrator	Auditor
Daily	Eurobank FMC-LUX	Eurobank Asset Management M.F.M.C.	Eurobank Private Bank Luxembourg S.A.	KPMG

Investment Objective

The Sub-Fund aims to provide a total return from income and capital growth, while seeking to preserve the invested capital of the unitholders who will retain their holdings over the predetermined investment horizon of five (5) years. The Sub-Fund will be fully liquidated by January 21st, 2030.

In order to achieve its objective, the Sub-Fund invests mainly in a diversified portfolio of corporate and government bonds.

The investments made by the Sub-Fund will be taking into consideration its maturity date; It will follow a "buy and hold" approach and any fixed income securities, bonds, notes that mature in the (six) 6 months prior to the maturity date may be invested in money market instruments, or ancillary liquid assets in order to safeguard the interests of unitholders towards the maturity date.

The units of the Eurobank DIS series distribute a dividend as defined in article 9 "Distribution Policy" of the fund's Prospectus (*). The dividend payment will take place on an annual basis in the week of the anniversary of the start date of its investment strategy. For the first year, the dividend is estimated to be up 2.50%. The dividend estimate may be adjusted during the participation period depending on market conditions.

(*). Assuming there are no negative developments in the bond market, such as a credit event with default on the obligations of bond issuers and portfolio securities.

Investor Profile

The fund is addressed to investors who seek to achieve regular income and capital gains, who are willing to accept the risks associated with their investment, and who are prepared to remain invested until the Maturity Date.

Portfolio Strategy

The Sub-fund maintained its existing portfolio composition. Gradual acquisitions during the year led to small sales to cover them. Taking advantage of these flows, the maturity profile of the portfolio positions was optimized to better coincide with the mutual fund's liquidation date, while maximizing its offered return.

Share Class	Eurobank DIS
Currency	EUR
Inception Date	30/9/2024
NAV (class currency)	199.370.422,64
Assets (class currency)	10,4400
ISIN code	LU2898290759
Bloomberg Code	LFTMBIV LX
Entry fee	0,10%
Redemption fee	2%
Conversion fee	No
Redemption scheme	T+3

Additional costs apply to the investment and may influence the overall return, further information is available in the prospectus

**UCITS DO NOT HAVE A GUARANTEED RETURN AND PREVIOUS PERFORMANCE DOES NOT GUARANTEE FUTURE RETURNS
PLEASE REFER TO THE PROSPECTUS AND KEY INFORMATION DOCUMENT BEFORE MAKING ANY FINAL INVESTMENT DECISION**

Cumulative Returns per Share Class

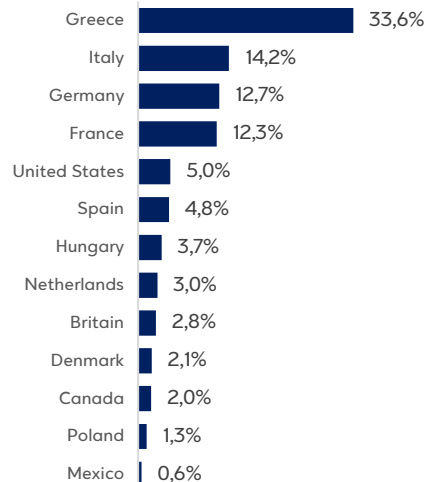
Share Class	YtD	1 Year	3 Year	5 Year
Eurobank DIS	+3,41%	-	-	-

Annual Returns per Share Class

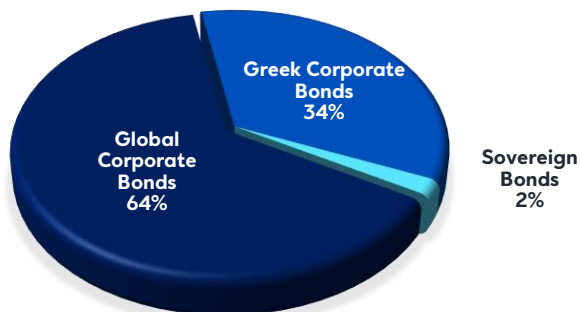
Share Class	2025	2024
Eurobank DIS*	3,41%	0,96%

*Since Inception date: 30/9/2024

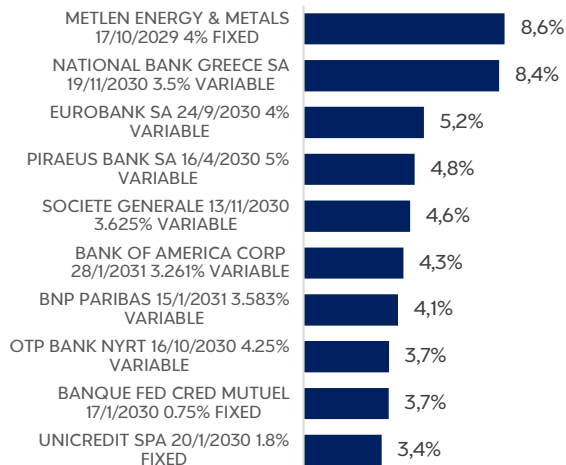
Geographical Breakdown



Asset Allocation



10 Major Holdings



Risk Indicator



Lower Risk Higher Risk
The risk indicator assumes you keep the investment for 5 years.

* Risk indicator refers to Eurobank DIS Share Class

Risk Statistics

Standard Deviation: 2,02%

Standard deviation has been calculated using a data sample from the past 12 months. The VaR analysis employs the Historical Simulation method, using the 99th percentile as the confidence interval and historical data from the same 12-month period. The reported VaR level corresponds to a one-month VaR.

The risk indicator provides guidance on the level of risk associated with the specific product compared to others. It indicates the likelihood of the product suffering financial loss. A lower risk indicator suggests more stable, less volatile investments. Please note that this product offers no protection against future market performance, which means that you may lose part or all of your investment.

Not all risks affecting the Sub-Fund are adequately captured by the summary risk indicator. This rating does not take into account other risk factors which should be considered before investing, these includes: credit risk and counterparty risk. Please refer the "Risk factors" section of the prospectus of the Fund.

LF Target Maturity IV Bond Fund**Complementary Information**

The Sub-Fund is classified under Article 6 of Regulation (EU) 2019/2088 (SFDR). It does not promote environmental or social characteristics and does not have sustainable investment as its objective.

This material is provided for informational purposes only and does not constitute investment advice, an offer to purchase, or a solicitation to sell the product. Potential investors are advised to thoroughly review the latest prospectus and Key Information Document (KID) and consult the most recent financial reports before subscribing to this financial instrument, in particular the risk, costs and ESG sections. These documents are available in both Greek and English in the Mutual Funds section of the website www.eurobankam.gr.

In accordance with the conditions laid down in the Article 93a of Directive 2009/65/EC, the management company Eurobank FMC-LUX may decide to terminate the arrangements made for the marketing of its collective investment undertakings in a EU Member State.

A summary of investor rights is available in the form of the Voting Right Policy, accessible in the Legal section of the website <https://eurobankfmc.lu>.

Glossary

Standard deviation: is the standard statistical measure for total volatility (risk). It measures how much returns fluctuate from the average over a certain period. Comparing different funds Products, higher Standard Deviation means the investment is riskier, as returns may vary significantly from the expected average.

Value at Risk percentage (VaR %): quantifies the maximum expected loss of a portfolio over a specified time period at a defined level of statistical confidence. For example, a monthly 99% VaR of 2% means that there is a 99% probability that the fund will not lose more than 2% of its value in any given month. (The 1% represents the chance that the loss will exceed 2%.)

Yield To Maturity (YTM): Represents the total return an investor can expect to earn if a bond is purchased at its current market price and held until maturity. It is the internal rate of return (IRR) that equates a bond's future cash flows to its current market price.

Duration: Is a measure of a bond's sensitivity to changes in interest rates. It represents the weighted average time, in years, required to receive the bond's cash flows. The higher the duration, the more sensitive the bond is to interest rate fluctuations.

Ancillary liquid assets: are secondary liquid assets that are held by an investment fund, such as a UCITS fund, for specific purposes, such as covering operational expenses or facilitating reinvestment.

Buy and hold strategy: means the fund mainly buys bonds and keeps them until they mature, rather than trading them frequently. The fund is designed for investors who are willing to stay invested for the full investment period.

Contacts

EUROBANK S.A.

Tel: +030 210 9555000

Websites : www.eurobankfmc.lu www.eurobank.gr www.eurobankam.gr

**UCITS DO NOT HAVE A GUARANTEED RETURN AND PREVIOUS PERFORMANCE DOES NOT GUARANTEE FUTURE RETURNS
PLEASE REFER TO THE PROSPECTUS AND KEY INFORMATION DOCUMENT BEFORE MAKING ANY FINAL INVESTMENT DECISION**