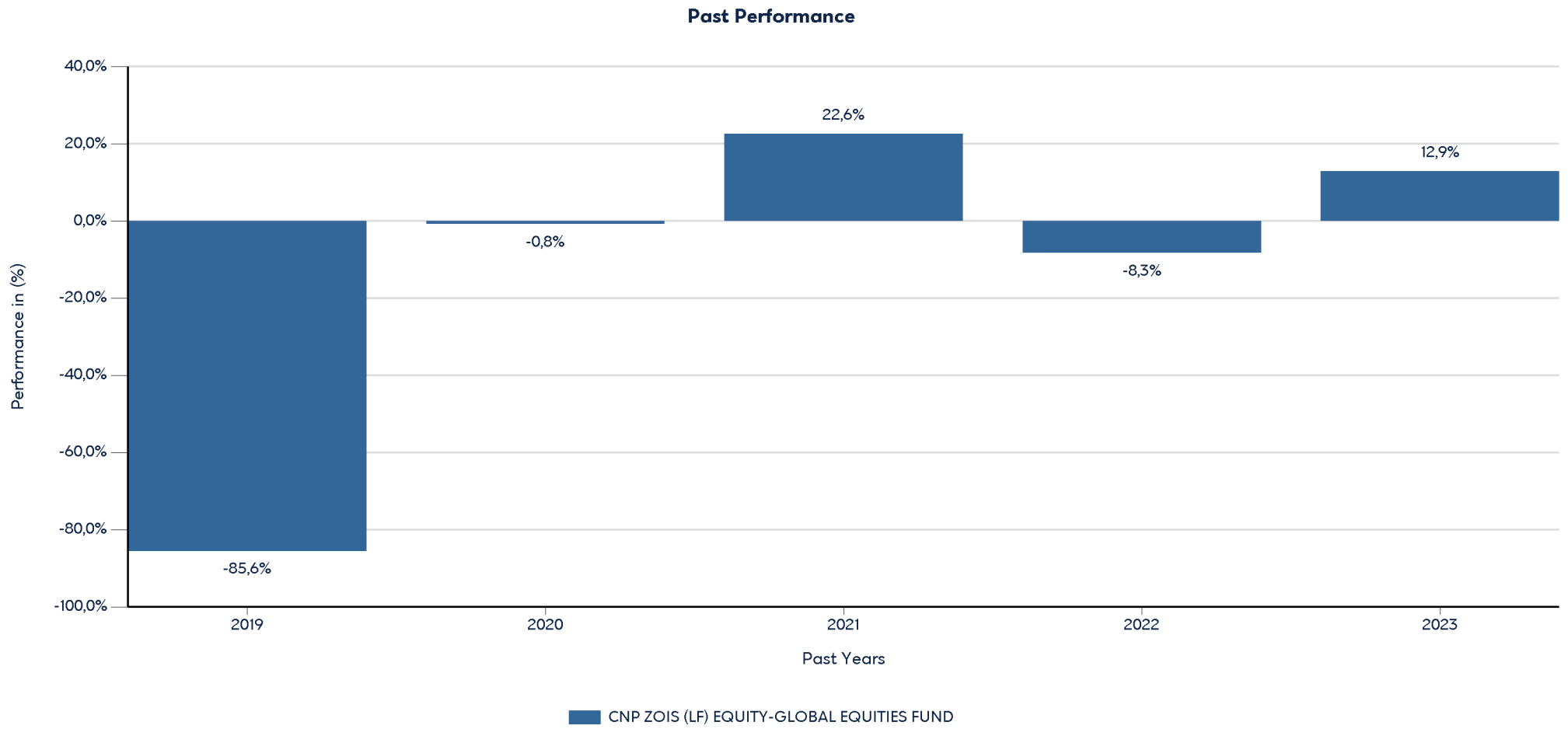


**Product**  
**CNP ZOIS (LF) EQUITY-GLOBAL EQUITIES FUND**  
**ISIN: LU1923391038**

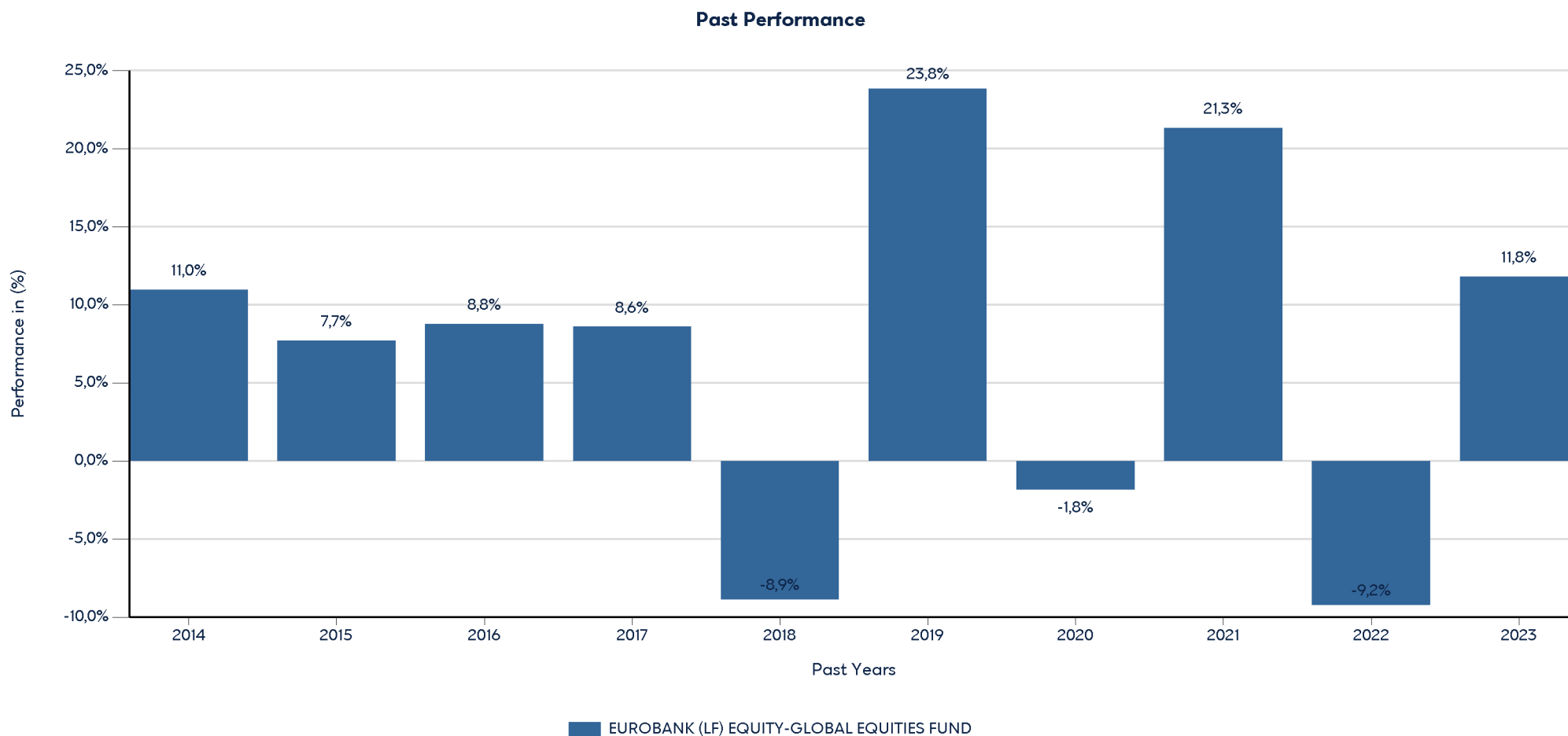
Past performance is not a reliable indicator of future performance. Markets could develop very differently in the future.  
This chart shows the fund's performance as the percentage loss or gain per year over the last 5 years. It can help you to assess how the fund has been managed in the past.



- Performance is shown after deduction of ongoing charges. Any entry and exit charges are excluded from the calculation.
- The chart shows the Investment Product's annual performance in EUR for each calendar year over the period 2018-2022. This Investment Product was launched in 11/12/2019.
- Further information about this fund are available on the web site [www.eurobankam.gr](http://www.eurobankam.gr).

**Product**  
**EUROBANK (LF) EQUITY-GLOBAL EQUITIES FUND**  
**ISIN: LU0273960111**

**Past performance is not a reliable indicator of future performance. Markets could develop very differently in the future.**  
**This chart shows the fund's performance as the percentage loss or gain per year over the last 10 years. It can help you to assess how the fund has been managed in the past.**

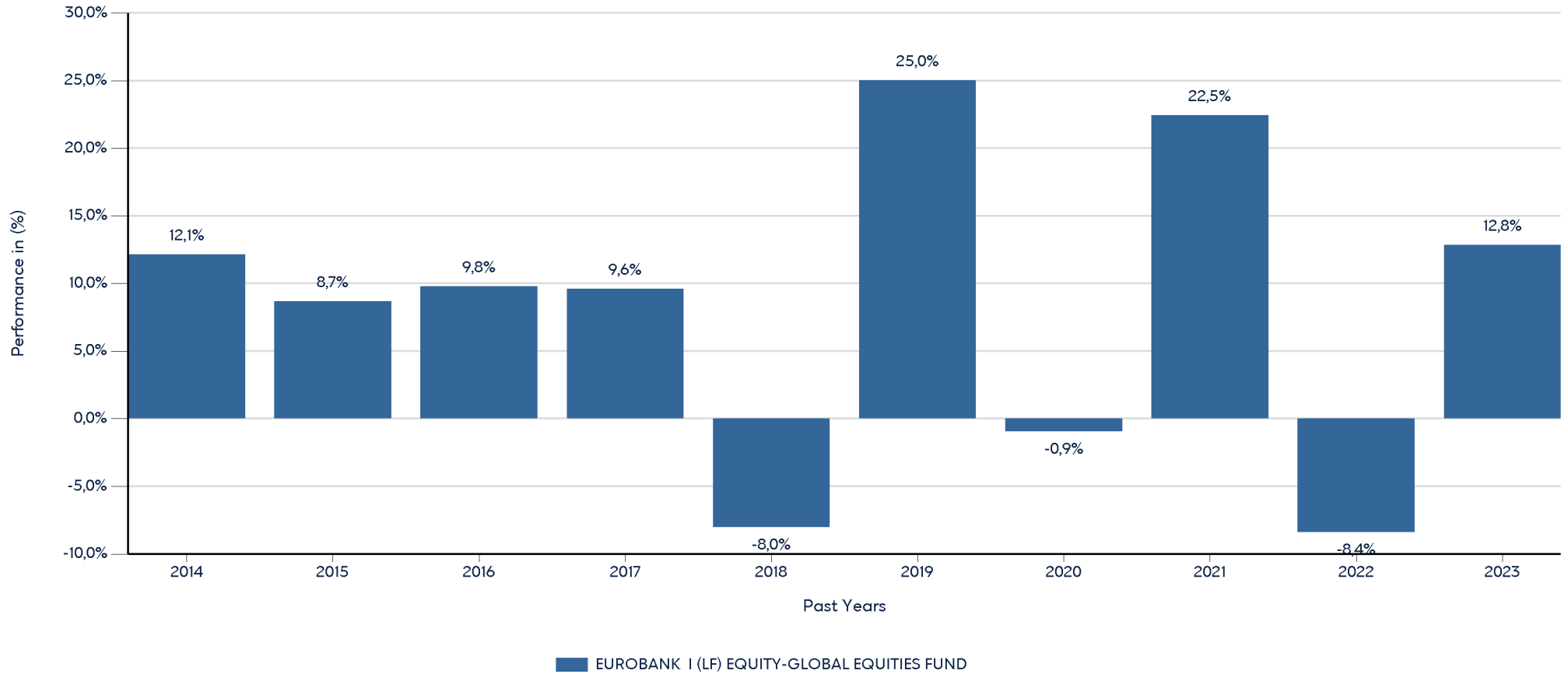


- Performance is shown after deduction of ongoing charges. Any entry and exit charges are excluded from the calculation.
- The chart shows the Investment Product's annual performance in EUR for each calendar year over the period 2013-2022. This Investment Product was launched in 18/9/2006.
- Further information about this fund are available on the web site [www.eurobankam.gr](http://www.eurobankam.gr).

**Product**  
**EUROBANK I (LF) EQUITY-GLOBAL EQUITIES FUND**  
ISIN: LU0273959709

Past performance is not a reliable indicator of future performance. Markets could develop very differently in the future.  
This chart shows the fund's performance as the percentage loss or gain per year over the last 10 years. It can help you to assess how the fund has been managed in the past.

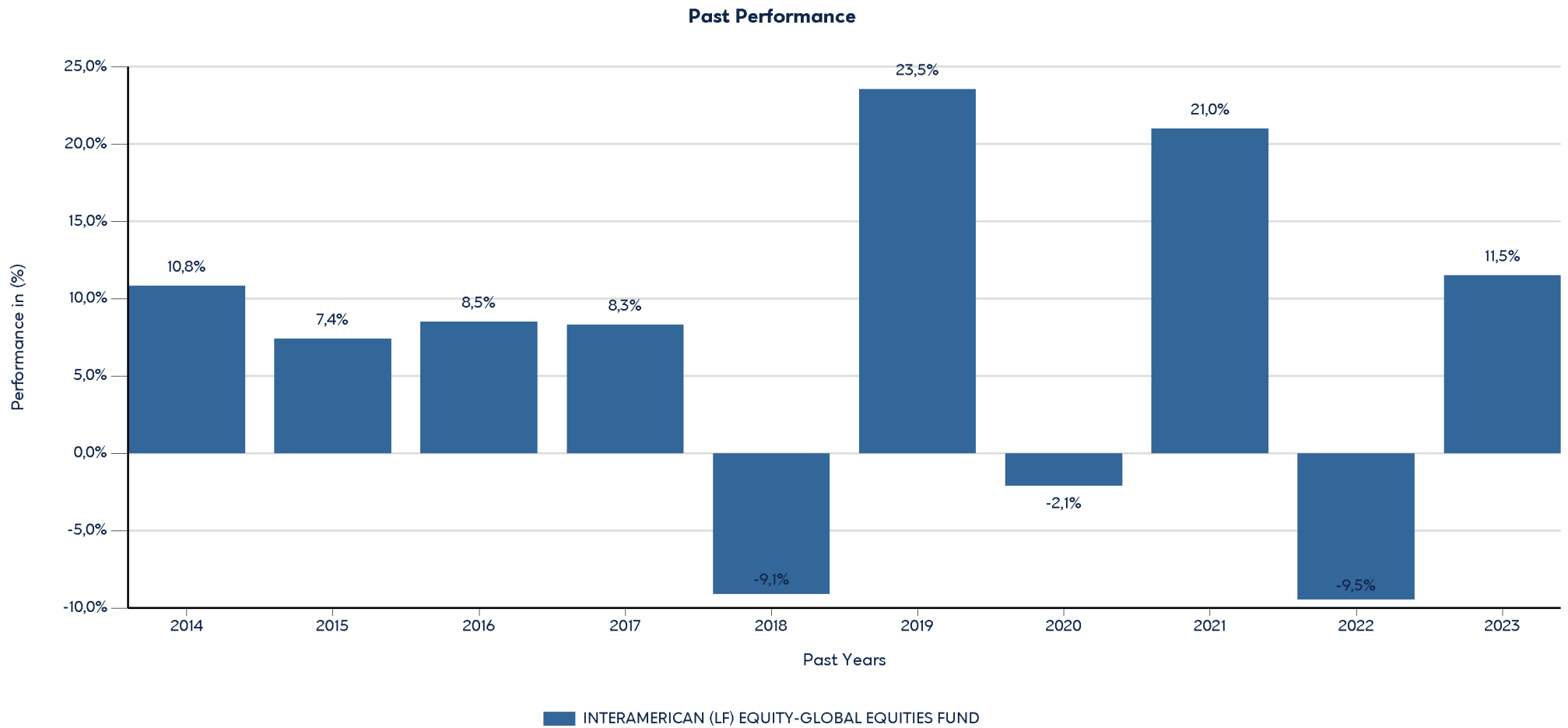
**Past Performance**



- Performance is shown after deduction of ongoing charges. Any entry and exit charges are excluded from the calculation.
- The chart shows the Investment Product's annual performance in EUR for each calendar year over the period 2013-2022. This Investment Product was launched in 14/12/2006.
- Further information about this fund are available on the web site [www.eurobankam.gr](http://www.eurobankam.gr).

**Product**  
**INTERAMERICAN (LF) EQUITY-GLOBAL EQUITIES FUND**  
**ISIN: LU0648401262**

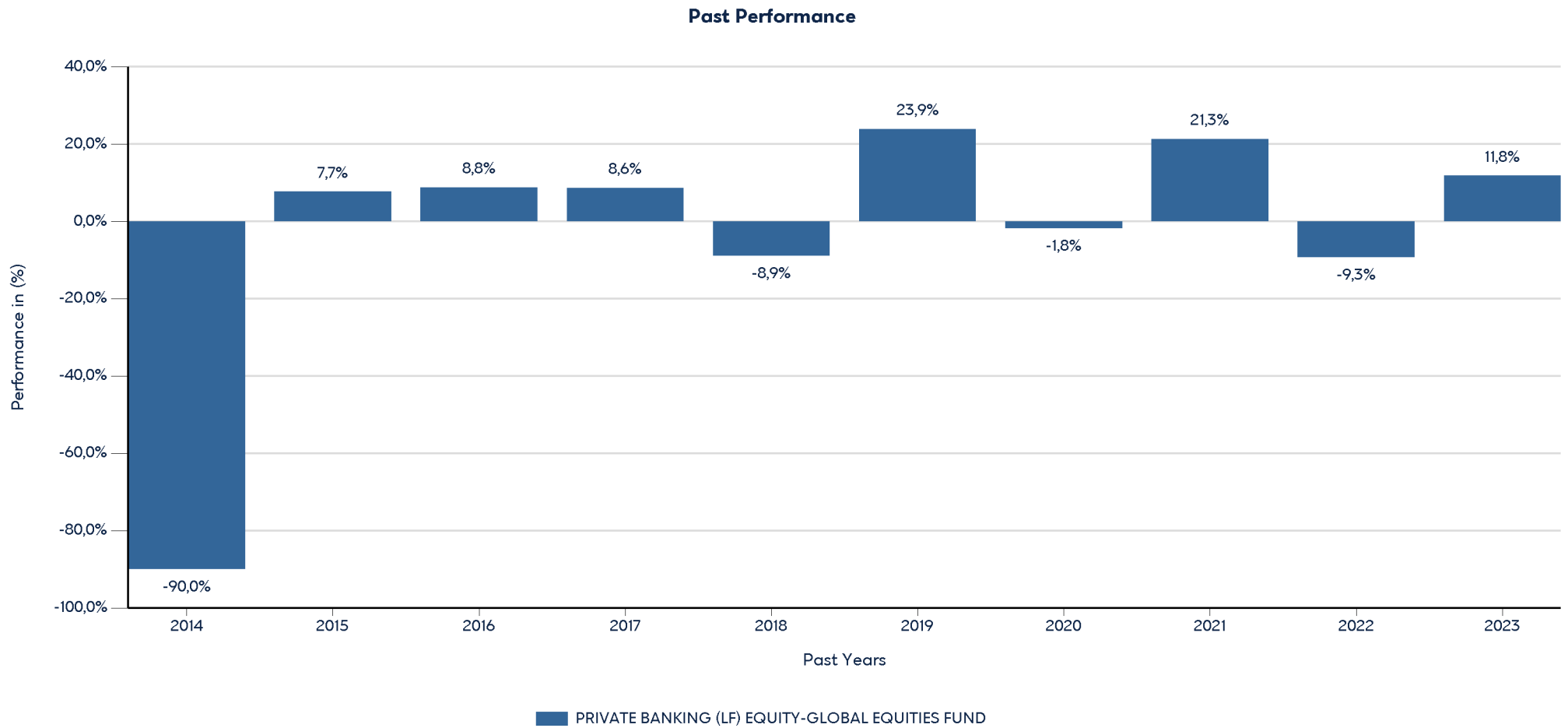
Past performance is not a reliable indicator of future performance. Markets could develop very differently in the future.  
This chart shows the fund's performance as the percentage loss or gain per year over the last 10 years. It can help you to assess how the fund has been managed in the past.



- Performance is shown after deduction of ongoing charges. Any entry and exit charges are excluded from the calculation.
- The chart shows the Investment Product's annual performance in EUR for each calendar year over the period 2013-2022. This Investment Product was launched in 13/10/2011.
- Further information about this fund are available on the web site [www.eurobankam.gr](http://www.eurobankam.gr).

**Product**  
**PRIVATE BANKING (LF) EQUITY-GLOBAL EQUITIES FUND**  
**ISIN: LU1102785356**

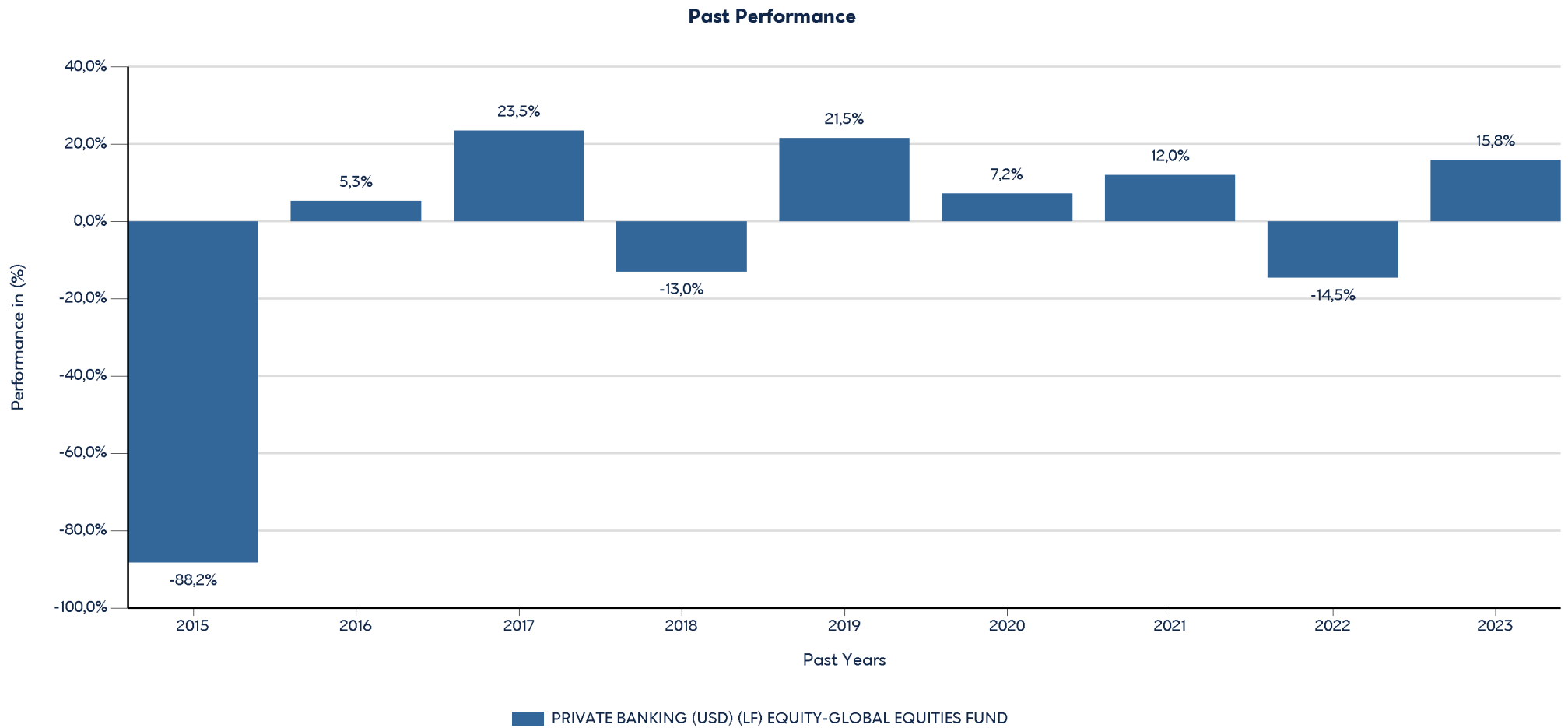
Past performance is not a reliable indicator of future performance. Markets could develop very differently in the future.  
This chart shows the fund's performance as the percentage loss or gain per year over the last 10 years. It can help you to assess how the fund has been managed in the past.



- Performance is shown after deduction of ongoing charges. Any entry and exit charges are excluded from the calculation.
- The chart shows the Investment Product's annual performance in EUR for each calendar year over the period 2013-2022. This Investment Product was launched in 12/11/2014.
- Further information about this fund are available on the web site [www.eurobankam.gr](http://www.eurobankam.gr).

**Product**  
**PRIVATE BANKING (USD) (LF) EQUITY-GLOBAL EQUITIES FUND**  
**ISIN: LU1102785430**

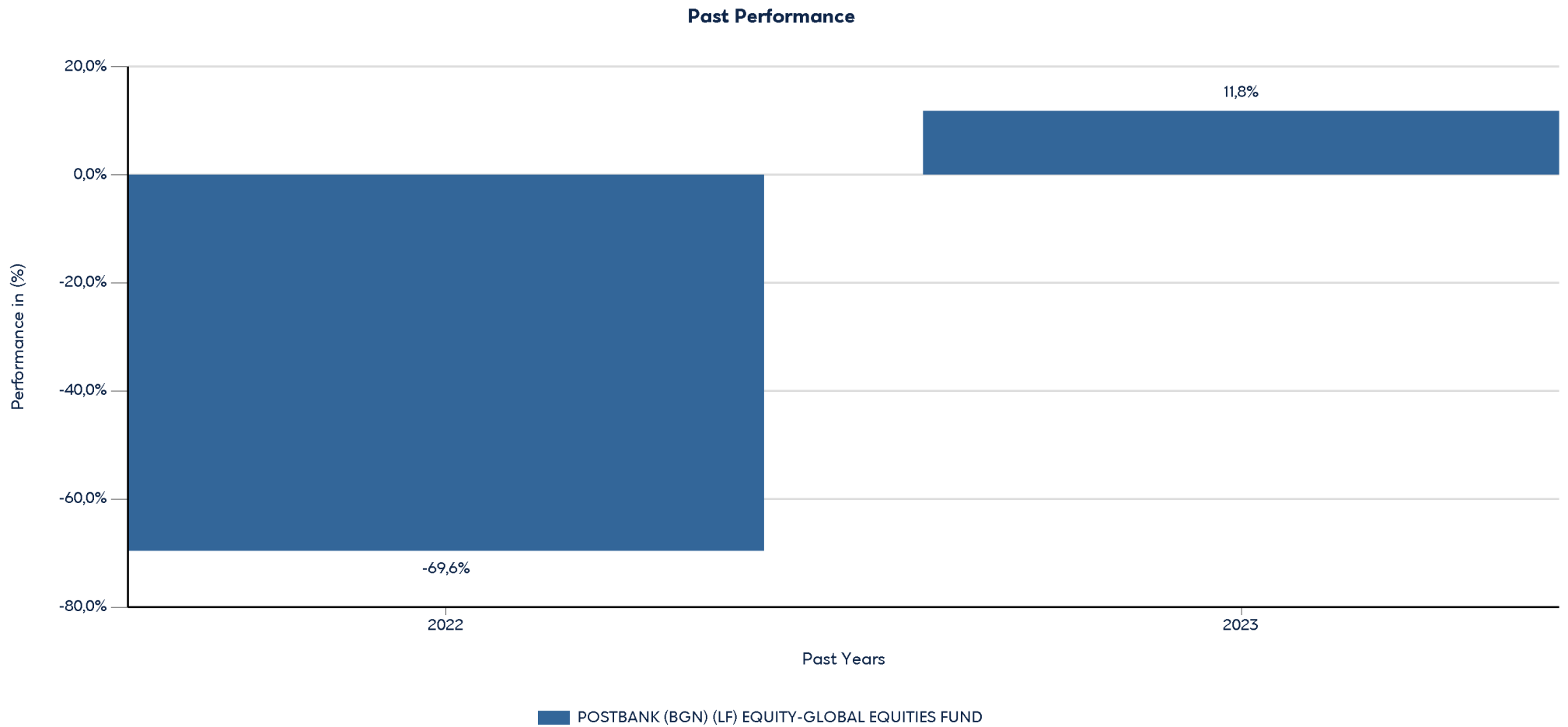
**Past performance is not a reliable indicator of future performance. Markets could develop very differently in the future.**  
**This chart shows the fund's performance as the percentage loss or gain per year over the last 9 years. It can help you to assess how the fund has been managed in the past.**



- Performance is shown after deduction of ongoing charges. Any entry and exit charges are excluded from the calculation.
- The chart shows the Investment Product's annual performance in USD for each calendar year over the period 2014-2022. This Investment Product was launched in 21/5/2015.
- Further information about this fund are available on the web site [www.eurobankam.gr](http://www.eurobankam.gr).

**Product**  
**POSTBANK (BGN) (LF) EQUITY-GLOBAL EQUITIES FUND**  
**ISIN: LU0391044582**

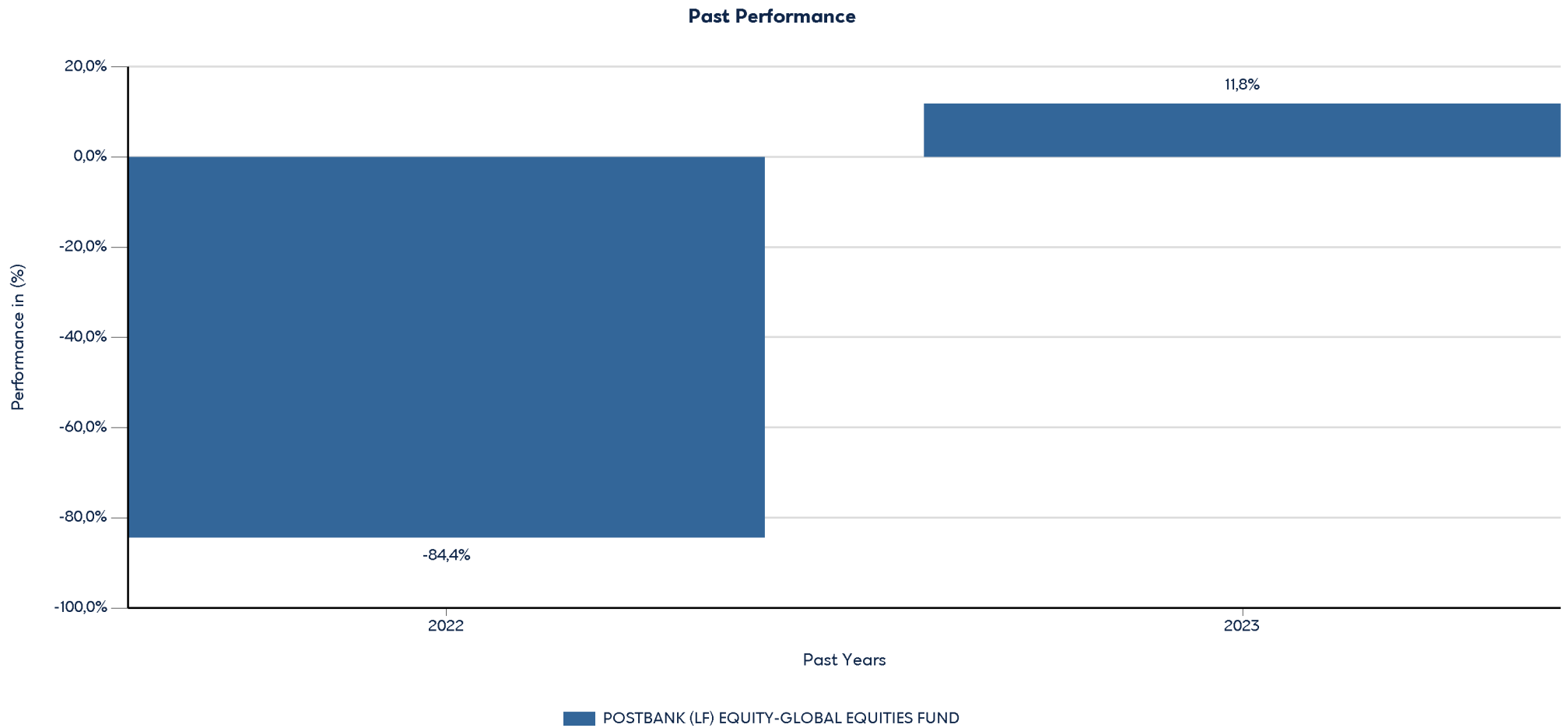
**Past performance is not a reliable indicator of future performance. Markets could develop very differently in the future.**  
**This chart shows the fund's performance as the percentage loss or gain per year over the last 2 years. It can help you to assess how the fund has been managed in the past.**



- Performance is shown after deduction of ongoing charges. Any entry and exit charges are excluded from the calculation.
- The chart shows the Investment Product's annual performance in BGN for each calendar year over the period 2021-2022. This Investment Product was launched in 3/2/2022.
- Further information about this fund are available on the web site [www.eurobankam.gr](http://www.eurobankam.gr).

**Product**  
**POSTBANK (LF) EQUITY-GLOBAL EQUITIES FUND**  
**ISIN: LU0273960384**

**Past performance is not a reliable indicator of future performance. Markets could develop very differently in the future.**  
**This chart shows the fund's performance as the percentage loss or gain per year over the last 2 years. It can help you to assess how the fund has been managed in the past.**



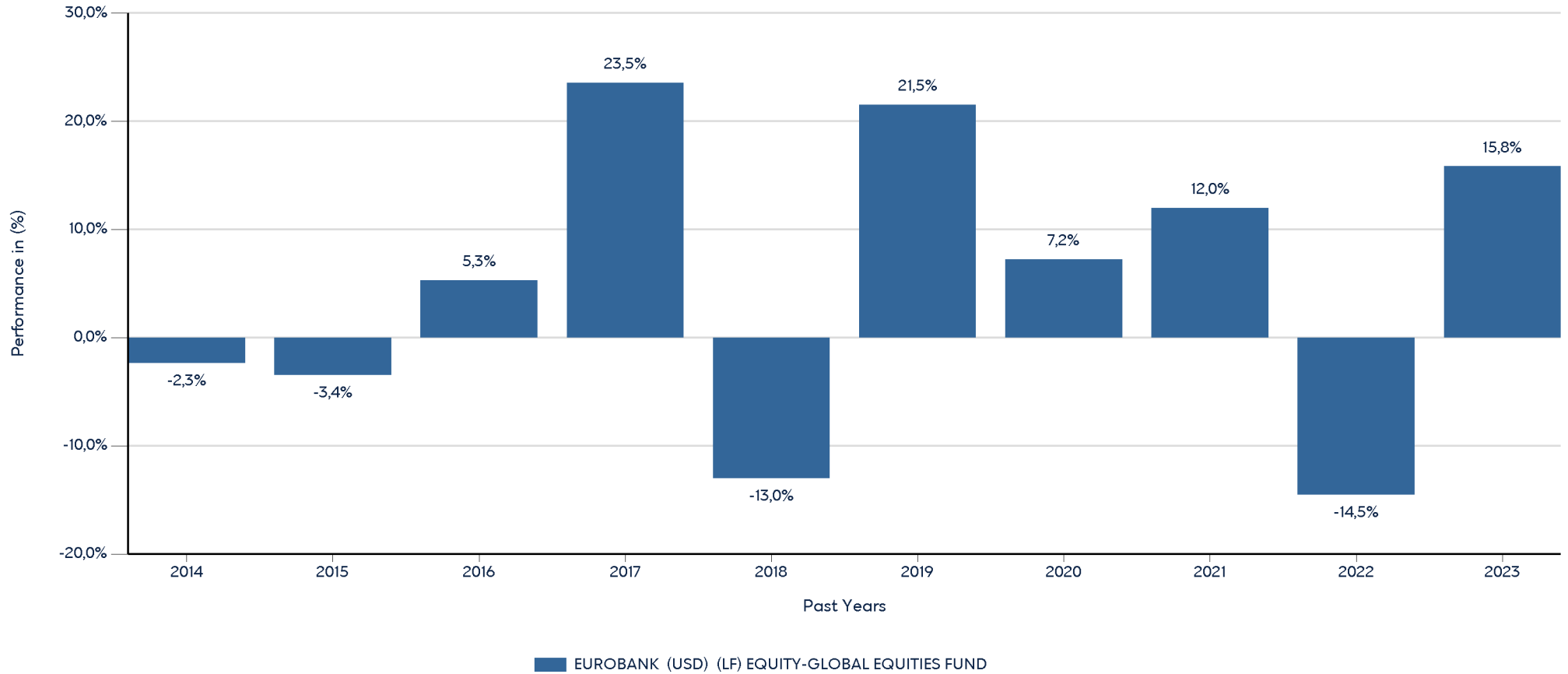
- Performance is shown after deduction of ongoing charges. Any entry and exit charges are excluded from the calculation.
- The chart shows the Investment Product's annual performance in EUR for each calendar year over the period 2021-2022. This Investment Product was launched in 3/2/2022.
- Further information about this fund are available on the web site [www.eurobankam.gr](http://www.eurobankam.gr).



**Product**  
**EUROBANK (USD) (LF) EQUITY-GLOBAL EQUITIES FUND**  
**ISIN: LU0648401346**

**Past performance is not a reliable indicator of future performance. Markets could develop very differently in the future.**  
**This chart shows the fund's performance as the percentage loss or gain per year over the last 10 years. It can help you to assess how the fund has been managed in the past.**

**Past Performance**



- Performance is shown after deduction of ongoing charges. Any entry and exit charges are excluded from the calculation.
- The chart shows the Investment Product's annual performance in USD for each calendar year over the period 2013-2022. This Investment Product was launched in 20/9/2011.
- Further information about this fund are available on the web site [www.eurobankam.gr](http://www.eurobankam.gr).