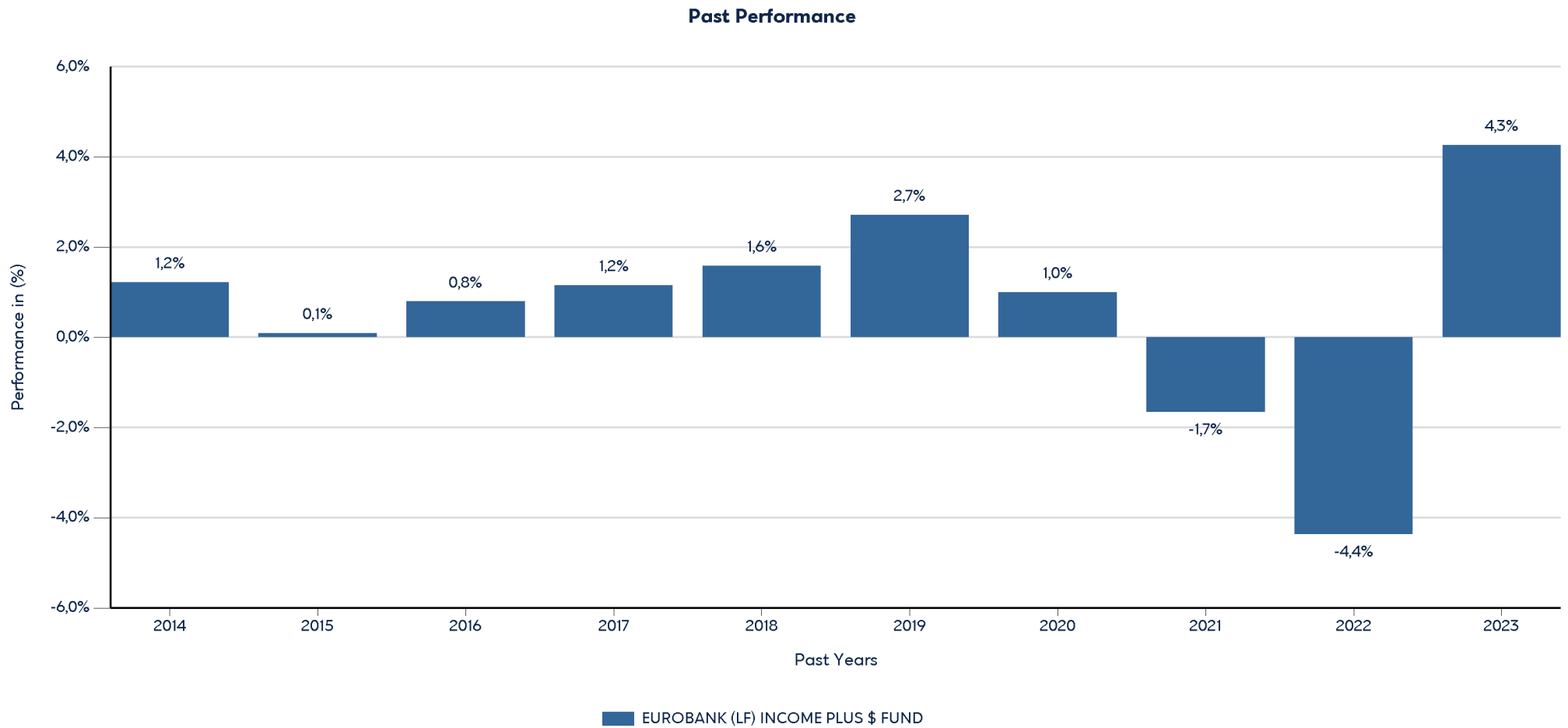


Product
EUROBANK (LF) INCOME PLUS \$ FUND
ISIN: LU0273967041

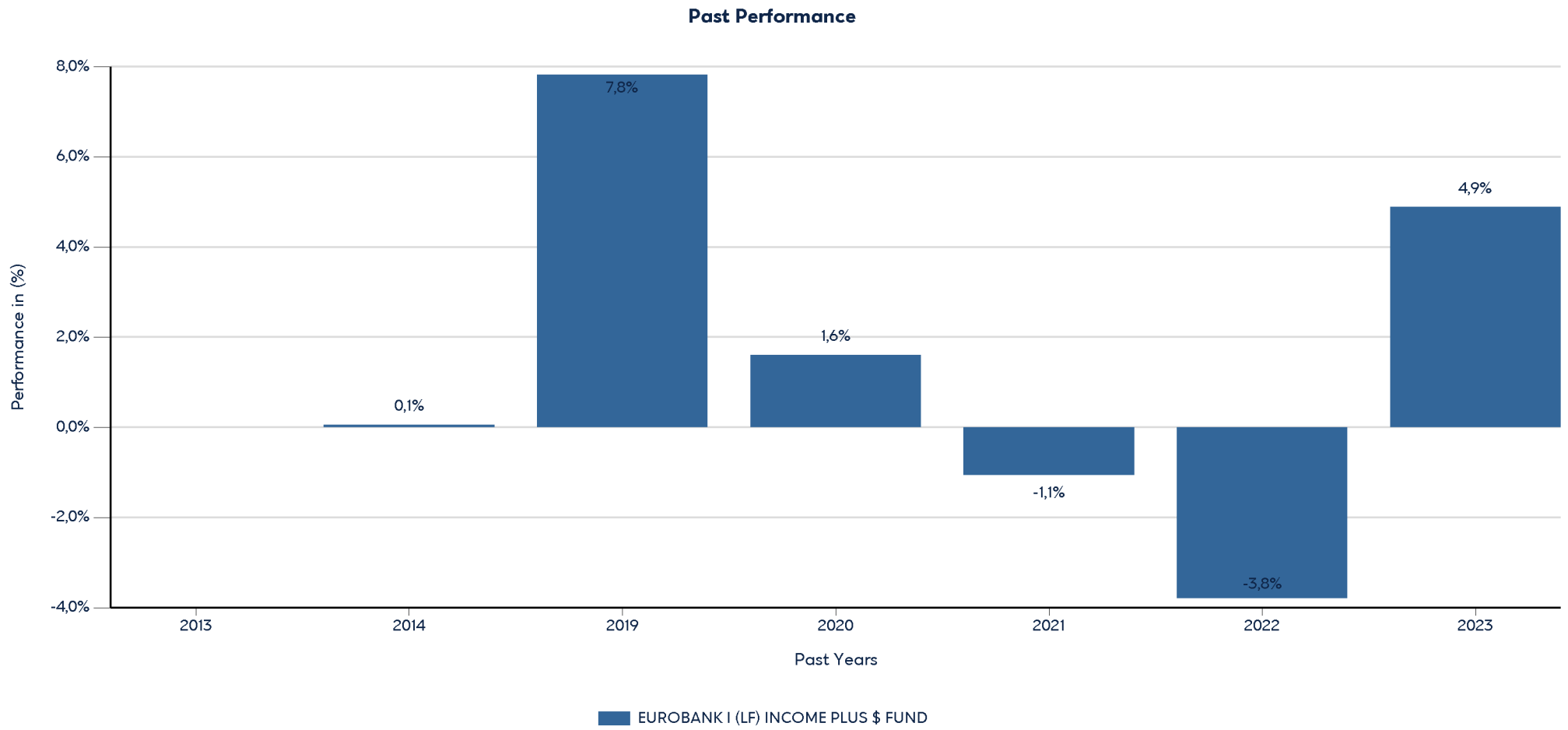
Past performance is not a reliable indicator of future performance. Markets could develop very differently in the future.
This chart shows the fund's performance as the percentage loss or gain per year over the last 10 years. It can help you to assess how the fund has been managed in the past.



- Performance is shown after deduction of ongoing charges. Any entry and exit charges are excluded from the calculation.
- The chart shows the Investment Product's annual performance in USD for each calendar year over the period 2013-2022. This Investment Product was launched in 18/9/2006.
- Change of investment policy on 17/4/2019. The performance of the investment product until this date refers to its previous investment objective and policy.
- Further information about this fund are available on the web site www.eurobankam.gr.

Product
EUROBANK I (LF) INCOME PLUS \$ FUND
ISIN: LU0273966746

Past performance is not a reliable indicator of future performance. Markets could develop very differently in the future.
This chart shows the fund's performance as the percentage loss or gain per year over the last 10 years. It can help you to assess how the fund has been managed in the past.

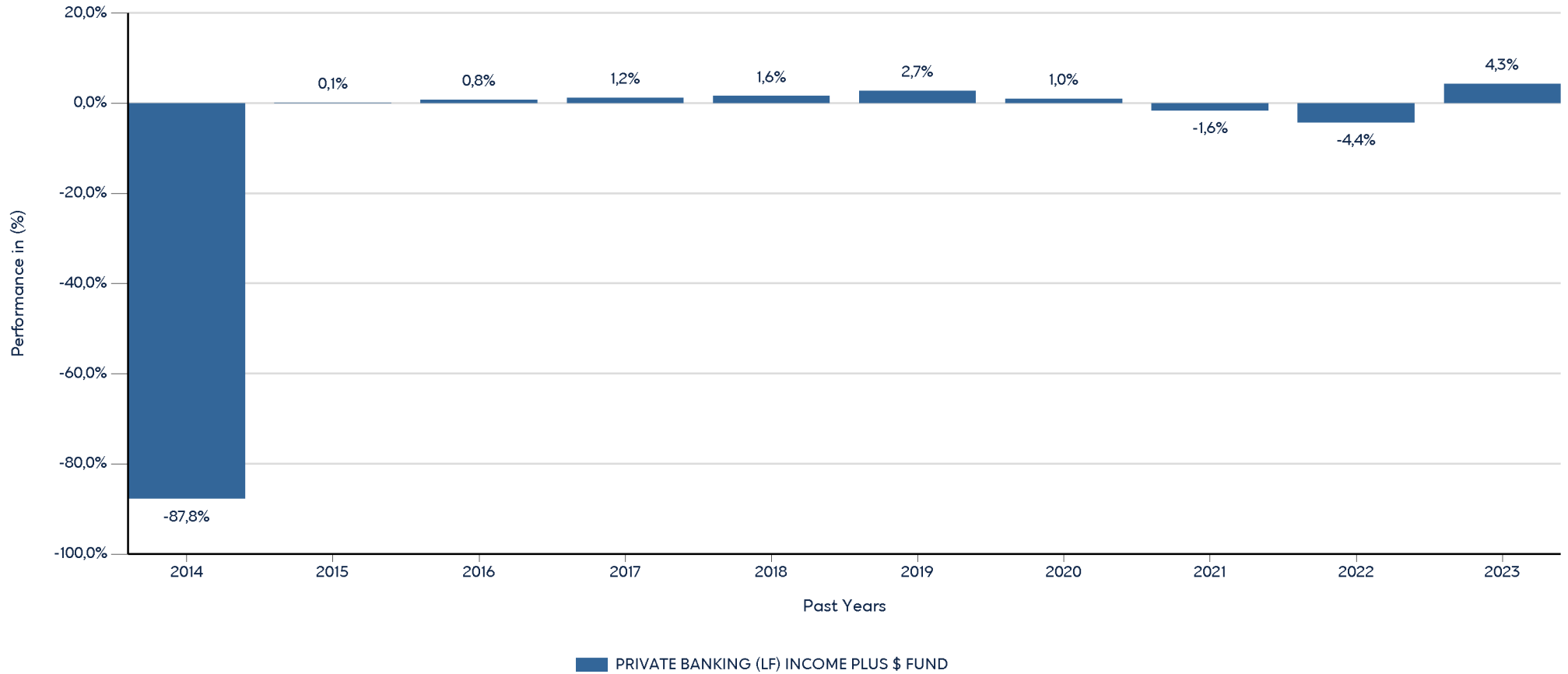


- Performance is shown after deduction of ongoing charges. Any entry and exit charges are excluded from the calculation.
- The chart shows the Investment Product's annual performance in USD for each calendar year over the period 2013-2022. This Investment Product was launched in 9/10/2008.
- Change of investment policy on 17/4/2019. The performance of the investment product until this date refers to its previous investment objective and policy.
- Further information about this fund are available on the web site www.eurobankam.gr.

Product
PRIVATE BANKING (LF) INCOME PLUS \$ FUND
ISIN: LU1102786594

Past performance is not a reliable indicator of future performance. Markets could develop very differently in the future.
This chart shows the fund's performance as the percentage loss or gain per year over the last 10 years. It can help you to assess how the fund has been managed in the past.

Past Performance



- Performance is shown after deduction of ongoing charges. Any entry and exit charges are excluded from the calculation.
- The chart shows the Investment Product's annual performance in USD for each calendar year over the period 2013-2022. This Investment Product was launched in 10/12/2014.
- Change of investment policy on 17/4/2019. The performance of the investment product until this date refers to its previous investment objective and policy.
- Further information about this fund are available on the web site www.eurobankam.gr.